

# Idaho

## Energy Efficiency Jobs in America

9,532  
Total Jobs

### What are EE jobs?

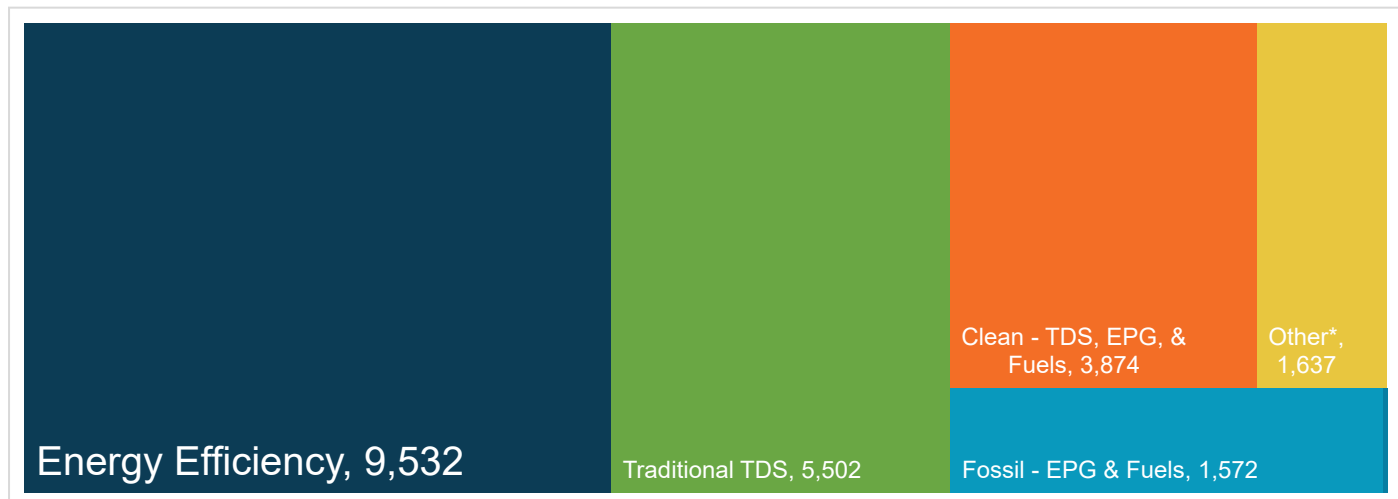
*Jobs that deliver goods and services that lower energy use by improving energy efficiency with a focus on appliances, buildings, data systems, financing, new technologies, and more.*

### What do EE workers do?

- **Manufacture and install** high-efficiency systems, controls, windows, insulation, and ENERGY STAR-certified appliances and products in existing and new homes, commercial and industrial buildings.
- **Design and construct** high-performance buildings such as those earning nationally recognized sustainability and environmental performance ratings.
- **Upgrade and repair** heating, air conditioning, and ventilation (HVAC) and water heating equipment.
- **Educate** property owners and managers on building improvements to unlock savings for businesses, homeowners, schools, states, municipalities, military bases, and more.
- **Analyze building data** using software to maximize energy savings through targeted performance improvements and behavioral changes.
- **Review and approve loans** to finance energy savings performance contracts to improve the comfort, health, and operational costs of buildings.

### How does EE compare in Idaho?

*Energy efficiency is the largest energy sector in Idaho.*



TDS = Transmission, Distribution & Storage

EPG = Electric Power Generation

Nuclear (EPG & Fuels) = 16

\*Includes other energy subsectors such as corn ethanol, woody biomass, large hydropower, and others.

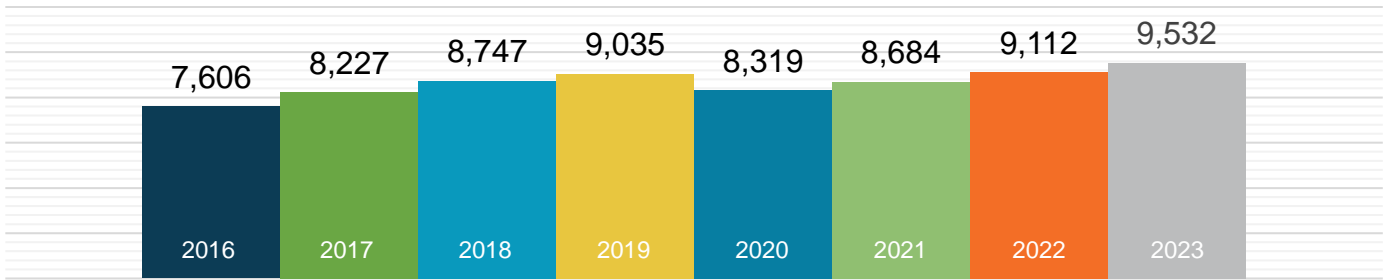
Presented by:



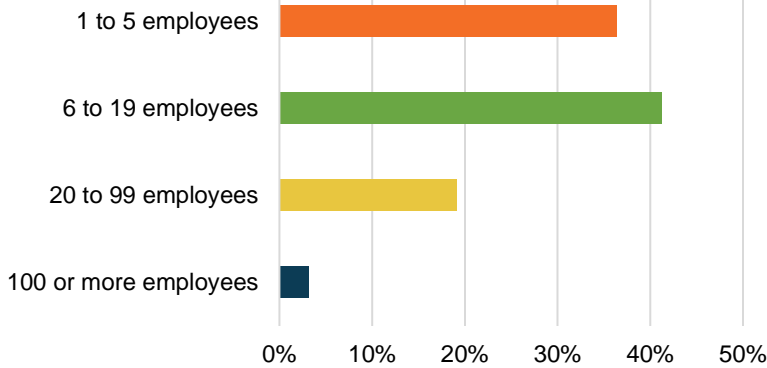
**E4** THE FUTURE

# What does EE look like in Idaho?

## EE Workers Employed in ID



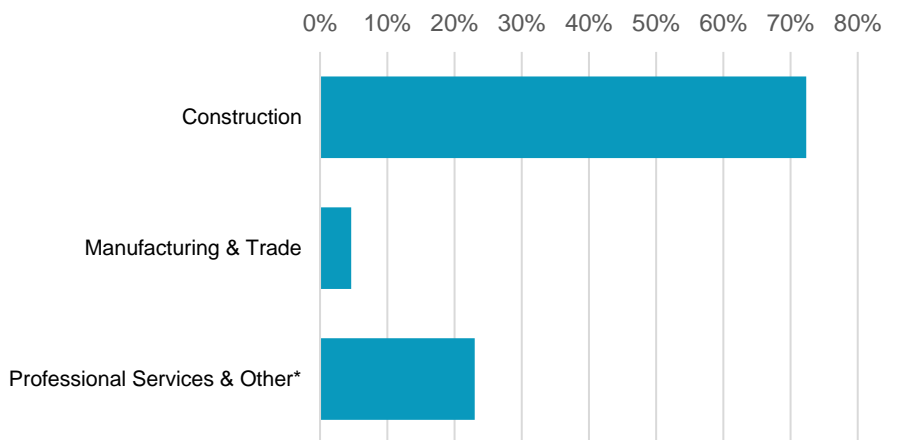
## 96.8% of ID EE Businesses Have Fewer Than 100 Employees



EE construction workers comprise **10%** of Idaho's construction workforce

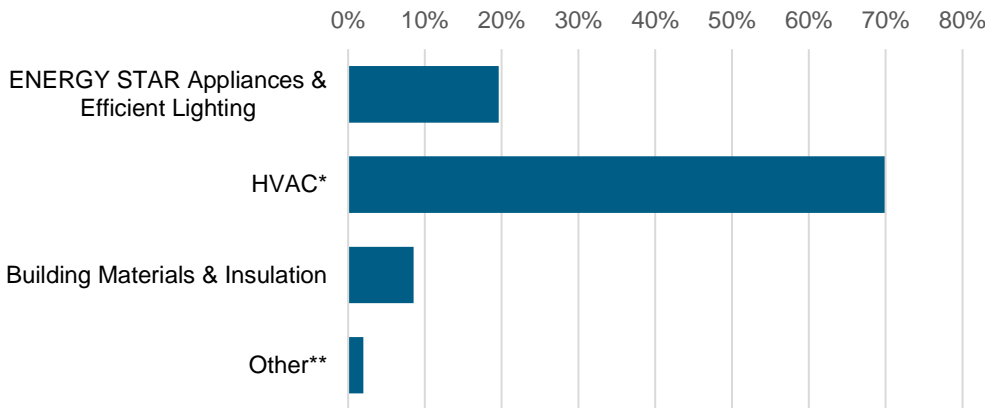


## What type of work do energy efficiency firms do?

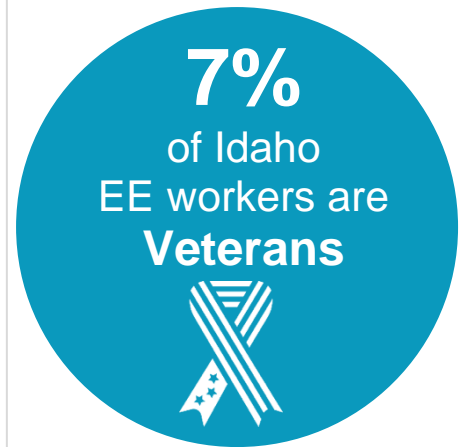


\*Professional services include finance/accounting, architecture, engineering, R&D, etc. and other includes maintenance, and business, and nonprofit organizations.

### What energy efficiency sectors employ the most workers?



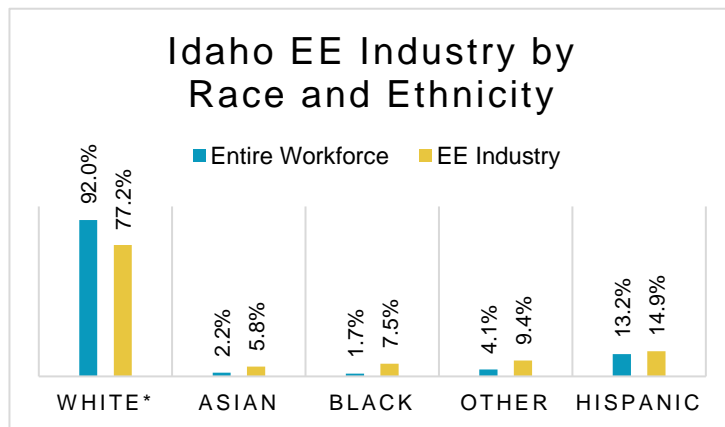
\*Heating, ventilation, air conditioning of higher than standard efficiency/renewable heating & cooling  
 \*\*Other such as energy audits, building certifications, and software services



## How is EE doing on diversity in Idaho?

Demographic data is critical to measure progress in expanding the diversity of the EE industry. A more inclusive industry that reflects the communities it serves is a stronger one that better meets the needs of all U.S. residents. Promoting diversity in hiring is key to maintaining a future workforce of qualified professionals and ensuring all Idaho communities are represented in the EE sector.

The EE industry needs to do more to prioritize minorities and women for training and support that enables access to employment at Idaho businesses.



\*Includes non-Hispanic and Hispanic whites.

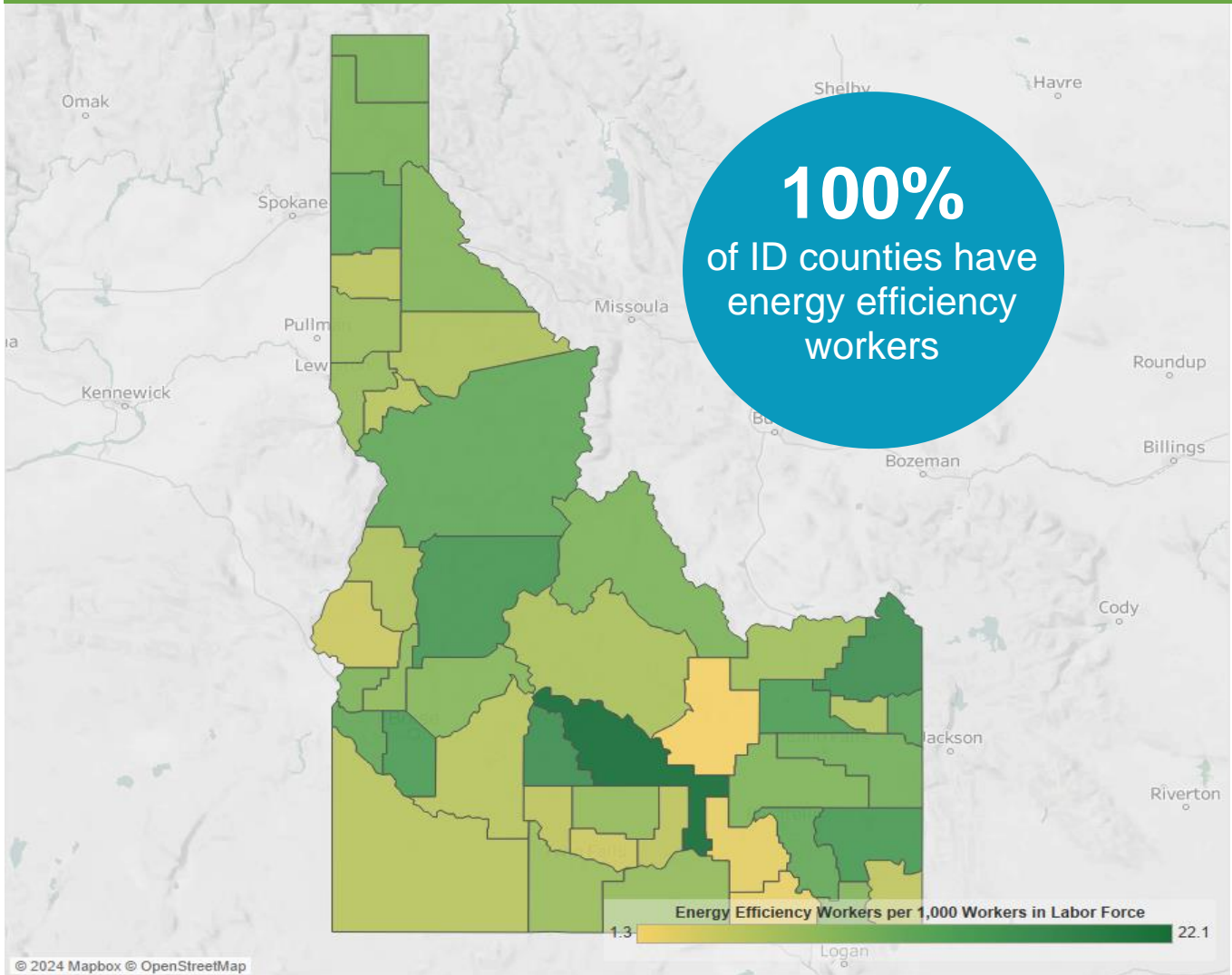
### Gender in the Idaho EE Workforce



Note: The U.S. Bureau of Labor Statistics (BLS) only includes two genders in their survey. Non-binary gender data is missing from this document due to this limitation.

# Energy Efficiency Jobs are Everywhere

## EE Jobs by County



Congressional		Metropolitan Areas	
District	Jobs	Area	Jobs
1	5,693	Boise City	5,145
2	3,838	Coeur d'Alene	804
		Idaho Falls	769
		Lewiston	169
		Logan	39
		Pocatello	423
		Rural	2,183

State Senate										
District	Jobs		District	Jobs		District	Jobs		District	Jobs
1	376		11	302		21	<10		31	104
2	949		12	<10		22	<10		32	194
3	<10		13	<10		23	164		33	<10
4	<10		14	874		24	455		34	201
5	159		15	454		25	185		35	137
6	333		16	254		26	429			
7	234		17	197		27	200			
8	1,303		18	47		28	498			
9	192		19	<10		29	<10			
10	476		20	<10		30	763			

State House of Representatives							
District	Jobs		District	Jobs		District	Jobs
1	368		28	487		55	<10
2	928		29	<10		56	<10
3	<10		30	747		57	<10
4	<10		31	102		58	<10
5	155		32	191		59	<10
6	326		33	<10		60	<10
7	229		34	196		61	<10
8	1,303		35	134		62	<10
9	188		36	<10		63	<10
10	466		37	<10		64	<10
11	297		38	<10		65	<10
12	<10		39	<10		66	<10
13	<10		40	<10		67	<10
14	854		41	<10		68	<10
15	443		42	<10		69	<10
16	248		43	<10		70	<10
17	193		44	<10			
18	46		45	<10			
19	<10		46	<10			
20	<10		47	<10			
21	<10		48	<10			
22	<10		49	<10			
23	160		50	<10			
24	446		51	<10			
25	181		52	<10			
26	421		53	<10			
27	196		54	<10			





The Building Performance Association (BPA) is a 501(c) 6 nonprofit industry association that serves as the hub for businesses, nonprofits, and government agencies working to make America's homes more comfortable, healthy, and energy efficient. Our mission is to transform the market for the home performance industry through advocacy, education, professional development, and networking. Visit [www.building-performance.org](http://www.building-performance.org).



E4TheFuture is dedicated to bringing clean, efficient energy home for every American and promotes energy solutions to advance climate protection and economic fairness. Visit [www.E4TheFuture.org](http://www.E4TheFuture.org).



BW Research Partnership is a full-service, economic and workforce research consulting firm with offices in Carlsbad, California and Wrentham, Massachusetts. It is the nation's leading provider of accurate, comprehensive energy and clean energy research studies. Visit [www.bwresearch.com](http://www.bwresearch.com).

Data Source: Unless otherwise stated, all data are from the U.S. Energy and Employment Report, August 2024, by the U.S. Department of Energy (see Appendix B for methodology details). This methodology — adopted by the U.S. Dept. of Energy for its 2017 U.S. Energy and Employment Report, approved by the Office of Management and Budget and grounded on data collected by the Bureau of Labor Statistics — provides the broadly accepted best accounting of all U.S. energy workers.

For questions on BPA analyses please email: [communications@building-performance.org](mailto:communications@building-performance.org)

