

Iowa

Energy Efficiency Jobs in America

20,153
Total Jobs

What are EE jobs?

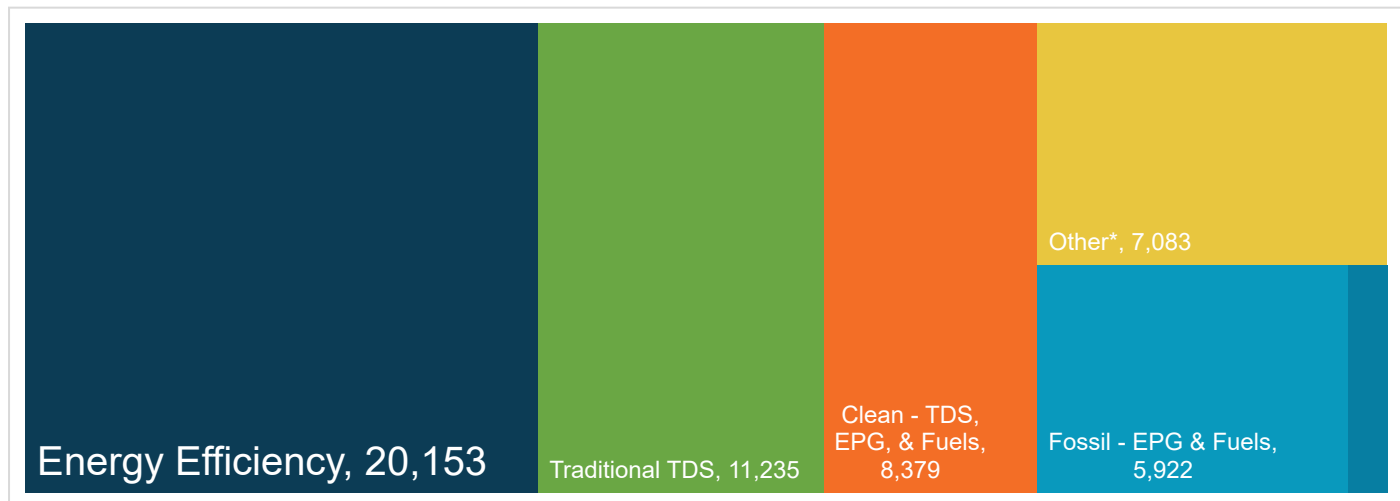
Jobs that deliver goods and services that lower energy use by improving energy efficiency with a focus on appliances, buildings, data systems, financing, new technologies, and more.

What do EE workers do?

- **Manufacture and install** high-efficiency systems, controls, windows, insulation, and ENERGY STAR-certified appliances and products in existing and new homes, commercial and industrial buildings.
- **Design and construct** high-performance buildings such as those earning nationally recognized sustainability and environmental performance ratings.
- **Upgrade and repair** heating, air conditioning, and ventilation (HVAC) and water heating equipment.
- **Educate** property owners and managers on building improvements to unlock savings for businesses, homeowners, schools, states, municipalities, military bases, and more.
- **Analyze building data** using software to maximize energy savings through targeted performance improvements and behavioral changes.
- **Review and approve loans** to finance energy savings performance contracts to improve the comfort, health, and operational costs of buildings.

How does EE compare in Iowa?

Energy efficiency is the largest energy sector in Iowa.



TDS = Transmission, Distribution & Storage

EPG = Electric Power Generation

Nuclear (EPG & Fuels) = 750

*Includes other energy subsectors such as corn ethanol, woody biomass, large hydropower, and others.

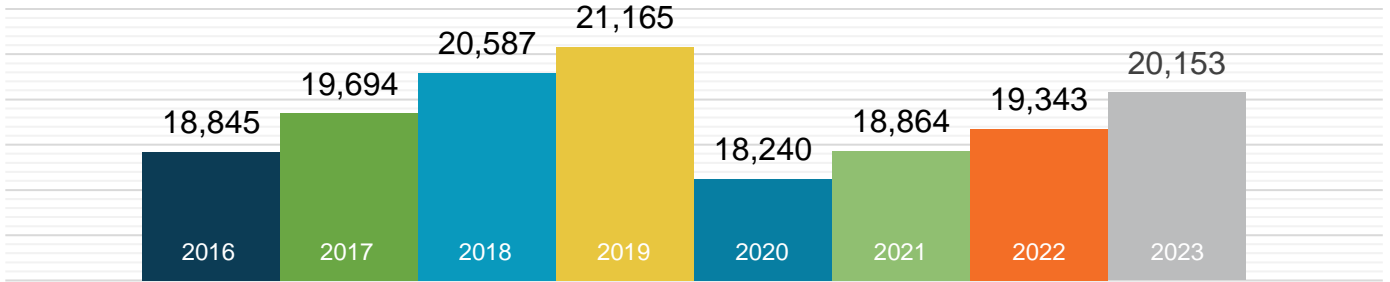
Presented by:



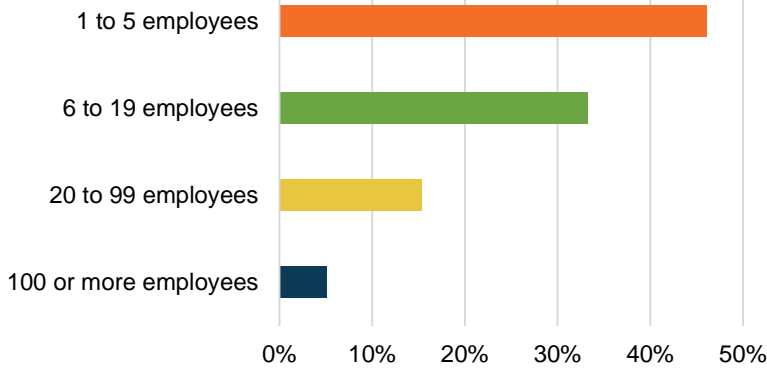
E4 THE FUTURE

What does EE look like in Iowa?

EE Workers Employed in IA



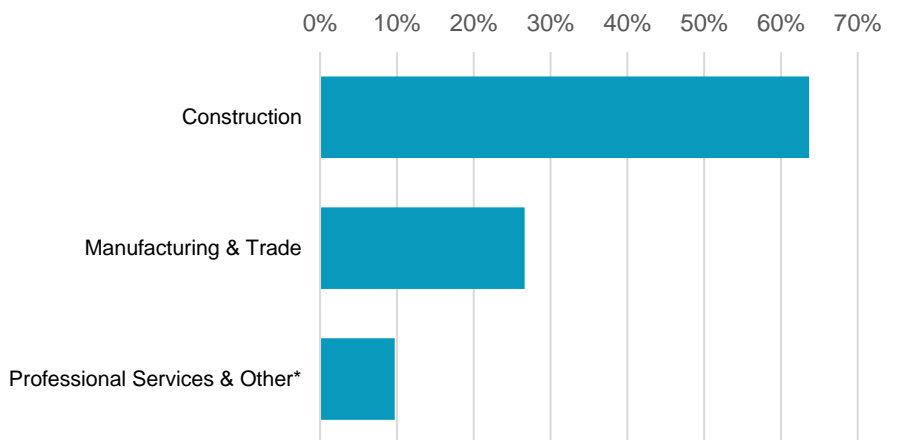
94.8% of IA EE Businesses Have Fewer Than 100 Employees



EE construction workers comprise **15%** of Iowa's construction workforce

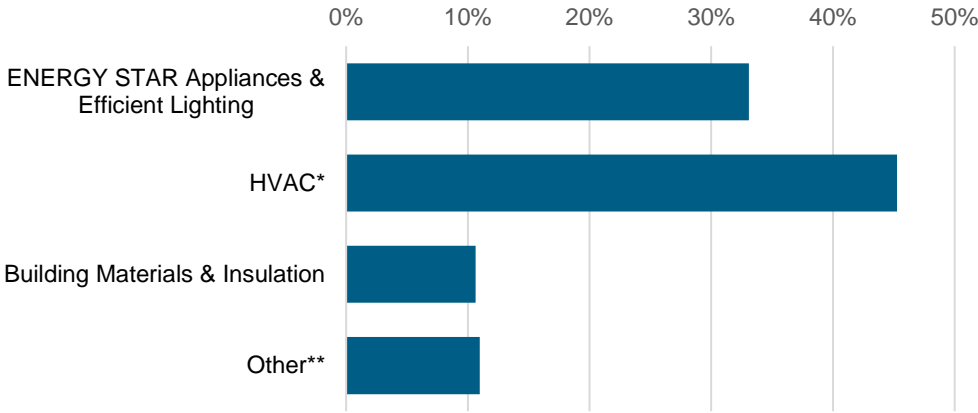


What type of work do energy efficiency firms do?



*Professional services include finance/accounting, architecture, engineering, R&D, etc. and other includes maintenance, and business, and nonprofit organizations.

What energy efficiency sectors employ the most workers?



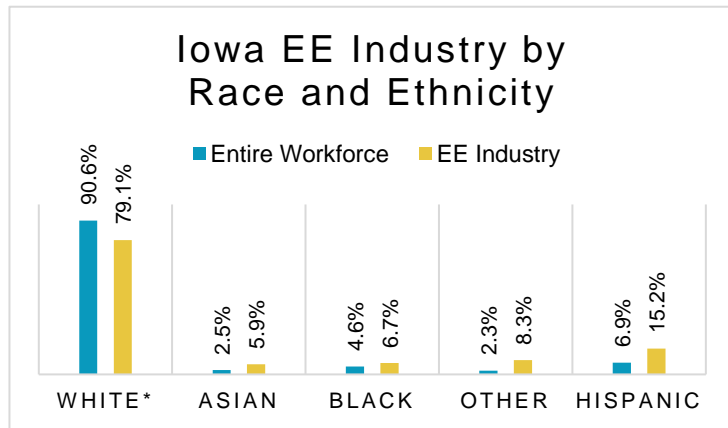
*Heating, ventilation, air conditioning of higher than standard efficiency/renewable heating & cooling
 **Other such as energy audits, building certifications, and software services



How is EE doing on diversity in Iowa?

Demographic data is critical to measure progress in expanding the diversity of the EE industry. A more inclusive industry that reflects the communities it serves is a stronger one that better meets the needs of all U.S. residents. Promoting diversity in hiring is key to maintaining a future workforce of qualified professionals and ensuring all Iowa communities are represented in the EE sector.

The EE industry needs to do more to prioritize minorities and women for training and support that enables access to employment at Iowa businesses.



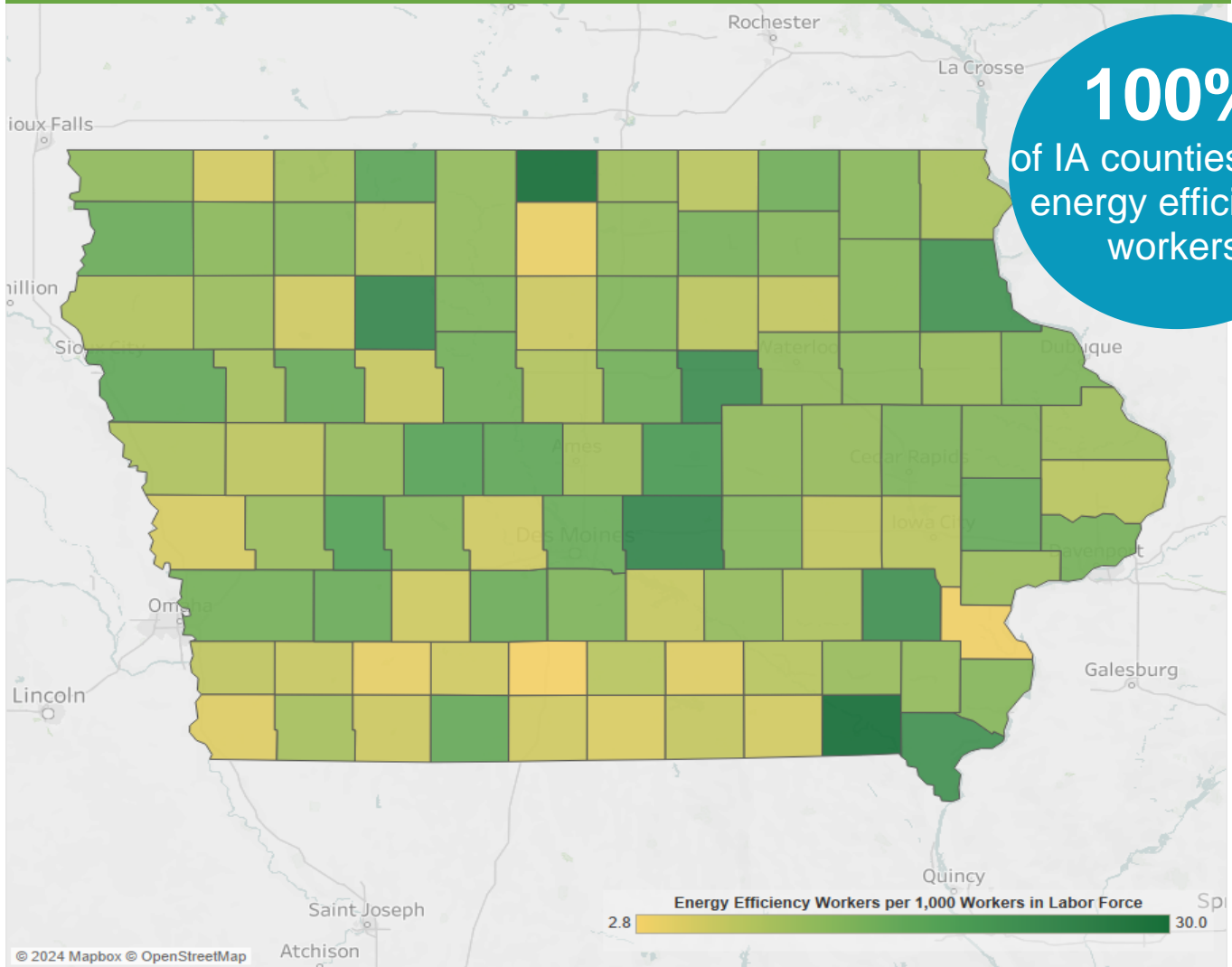
*Includes non-Hispanic and Hispanic whites.



Note: The U.S. Bureau of Labor Statistics (BLS) only includes two genders in their survey. Non-binary gender data is missing from this document due to this limitation.

Energy Efficiency Jobs are Everywhere

EE Jobs by County



100%
of IA counties have
energy efficiency
workers

The energy efficiency job concentration displayed above is capped at thirty jobs per thousand in order to maintain observable differences between the majority of counties within the state. This is done to eliminate the influence outliers have on overall color gradient. For a full list of energy efficiency jobs by county, please visit the Department of Energy's (DOE) United States Energy and Employment Report (USEER) County-Level data site at <https://www.energy.gov/media/330956>.

| Congressional | | Metropolitan Areas | | | |
|---------------|-------|------------------------------|-------|----------------------|-------|
| District | Jobs | Area | Jobs | Area | Jobs |
| 1 | 5,263 | Ames | 488 | Iowa City | 866 |
| 2 | 4,355 | Cedar Rapids | 1,871 | Omaha-Council Bluffs | 630 |
| 3 | 5,355 | Davenport-Moline-Rock Island | 1,321 | Sioux City | 955 |
| 4 | 5,179 | Des Moines-West Des Moines | 5,530 | Waterloo-Cedar Falls | 1,001 |
| | | Dubuque | 804 | Rural | 6,688 |



State Senate

| District | Jobs | | District | Jobs | | District | Jobs | | District | Jobs |
|----------|-------|--|----------|------|--|----------|-------|--|----------|------|
| 1 | 854 | | 14 | 525 | | 27 | 117 | | 40 | 312 |
| 2 | 424 | | 15 | 456 | | 28 | 334 | | 41 | 422 |
| 3 | 632 | | 16 | 841 | | 29 | 938 | | 42 | 283 |
| 4 | 629 | | 17 | 175 | | 30 | 289 | | 43 | <10 |
| 5 | 360 | | 18 | 715 | | 31 | 212 | | 44 | 430 |
| 6 | 634 | | 19 | 153 | | 32 | 346 | | 45 | 436 |
| 7 | 50 | | 20 | <10 | | 33 | 1,133 | | 46 | 289 |
| 8 | 299 | | 21 | 486 | | 34 | 176 | | 47 | 246 |
| 9 | 345 | | 22 | 65 | | 35 | 69 | | 48 | 120 |
| 10 | 1,295 | | 23 | 516 | | 36 | 333 | | 49 | 231 |
| 11 | 255 | | 24 | 323 | | 37 | 926 | | 50 | <10 |
| 12 | 243 | | 25 | 544 | | 38 | 368 | | | |
| 13 | 265 | | 26 | 823 | | 39 | 221 | | | |

State House of Representatives

| District | Jobs | | District | Jobs | | District | Jobs | | District | Jobs |
|----------|-------|--|----------|------|--|----------|------|--|----------|------|
| 1 | 531 | | 28 | 405 | | 55 | 172 | | 82 | 359 |
| 2 | 288 | | 29 | 30 | | 56 | 160 | | 83 | 161 |
| 3 | 246 | | 30 | 423 | | 57 | 574 | | 84 | 120 |
| 4 | 174 | | 31 | 74 | | 58 | 360 | | 85 | <10 |
| 5 | 151 | | 32 | 767 | | 59 | <10 | | 86 | <10 |
| 6 | 477 | | 33 | 99 | | 60 | 286 | | 87 | 183 |
| 7 | 453 | | 34 | 75 | | 61 | 210 | | 88 | 247 |
| 8 | 172 | | 35 | 304 | | 62 | <10 | | 89 | 265 |
| 9 | 232 | | 36 | 411 | | 63 | 159 | | 90 | 169 |
| 10 | 125 | | 37 | 151 | | 64 | 185 | | 91 | 20 |
| 11 | 198 | | 38 | <10 | | 65 | 937 | | 92 | 268 |
| 12 | 437 | | 39 | <10 | | 66 | 189 | | 93 | 224 |
| 13 | 50 | | 40 | <10 | | 67 | 160 | | 94 | 20 |
| 14 | <10 | | 41 | <10 | | 68 | 16 | | 95 | 35 |
| 15 | 296 | | 42 | 484 | | 69 | 69 | | 96 | 85 |
| 16 | <10 | | 43 | 64 | | 70 | <10 | | 97 | 224 |
| 17 | 181 | | 44 | <10 | | 71 | 241 | | 98 | <10 |
| 18 | 161 | | 45 | 510 | | 72 | 90 | | 99 | <10 |
| 19 | 1,043 | | 46 | <10 | | 73 | 570 | | 100 | <10 |
| 20 | 244 | | 47 | 216 | | 74 | 374 | | | |
| 21 | 203 | | 48 | 105 | | 75 | 282 | | | |
| 22 | 50 | | 49 | 86 | | 76 | 110 | | | |
| 23 | 101 | | 50 | 454 | | 77 | 71 | | | |
| 24 | 140 | | 51 | 325 | | 78 | 147 | | | |
| 25 | 193 | | 52 | 492 | | 79 | 76 | | | |
| 26 | 70 | | 53 | <10 | | 80 | 234 | | | |
| 27 | 116 | | 54 | 116 | | 81 | 84 | | | |





The Building Performance Association (BPA) is a 501(c) 6 nonprofit industry association that serves as the hub for businesses, nonprofits, and government agencies working to make America's homes more comfortable, healthy, and energy efficient. Our mission is to transform the market for the home performance industry through advocacy, education, professional development, and networking. Visit www.building-performance.org.



E4TheFuture is dedicated to bringing clean, efficient energy home for every American and promotes energy solutions to advance climate protection and economic fairness. Visit www.E4TheFuture.org.



BW Research Partnership is a full-service, economic and workforce research consulting firm with offices in Carlsbad, California and Wrentham, Massachusetts. It is the nation's leading provider of accurate, comprehensive energy and clean energy research studies. Visit www.bwresearch.com.

Data Source: Unless otherwise stated, all data are from the U.S. Energy and Employment Report, August 2024, by the U.S. Department of Energy (see Appendix B for methodology details). This methodology — adopted by the U.S. Dept. of Energy for its 2017 U.S. Energy and Employment Report, approved by the Office of Management and Budget and grounded on data collected by the Bureau of Labor Statistics — provides the broadly accepted best accounting of all U.S. energy workers.

For questions on BPA analyses please email: communications@building-performance.org

