

# Alabama

## Energy Efficiency Jobs in America

30,341  
Total Jobs



### What are EE jobs?

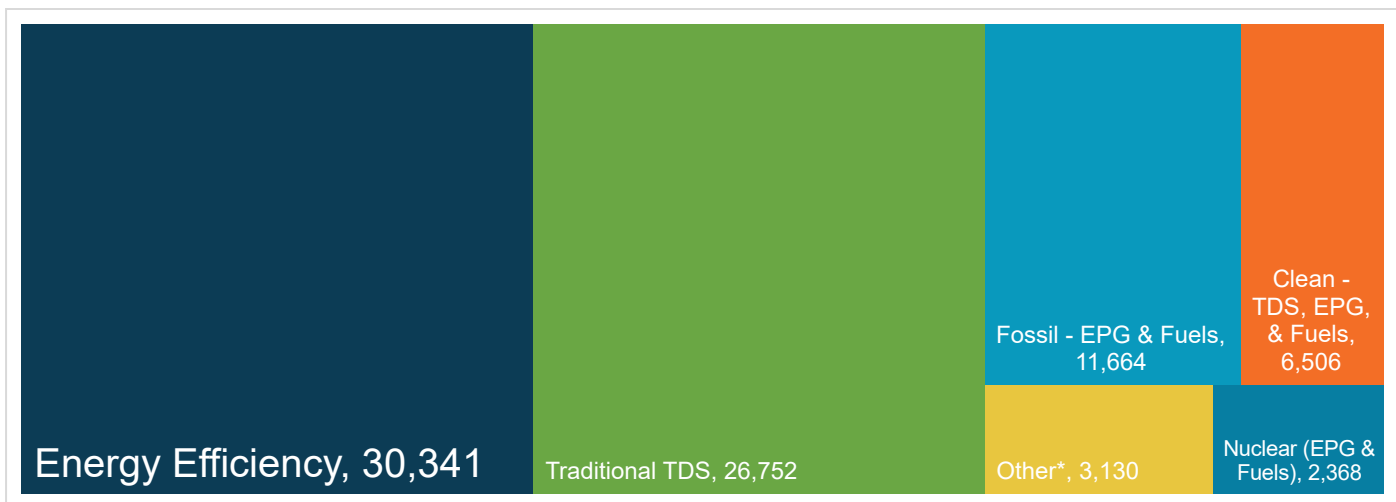
*Jobs that deliver goods and services that lower energy use by improving energy efficiency with a focus on appliances, buildings, data systems, financing, new technologies, and more.*

### What do EE workers do?

- **Manufacture and install** high-efficiency systems, controls, windows, insulation, and ENERGY STAR-certified appliances and products in existing and new homes, commercial and industrial buildings.
- **Design and construct** high-performance buildings such as those earning nationally recognized sustainability and environmental performance ratings.
- **Upgrade and repair** heating, air conditioning, and ventilation (HVAC) and water heating equipment.
- **Educate** property owners and managers on building improvements to unlock savings for businesses, homeowners, schools, states, municipalities, military bases, and more.
- **Analyze building data** using software to maximize energy savings through targeted performance improvements and behavioral changes.
- **Review and approve loans** to finance energy savings performance contracts to improve the comfort, health, and operational costs of buildings.

### How does EE compare in Alabama?

*Energy efficiency is the largest energy sector in Alabama.*



TDS = Transmission, Distribution & Storage

EPG = Electric Power Generation

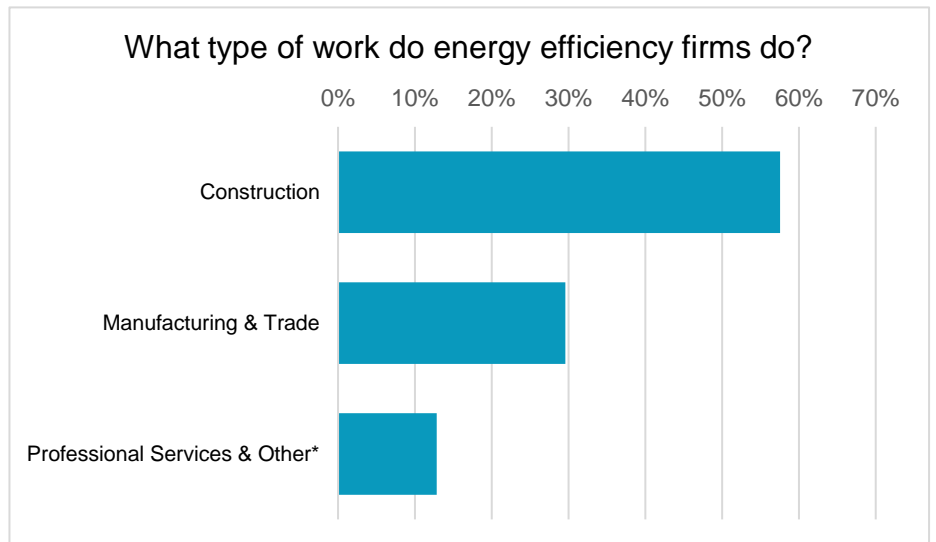
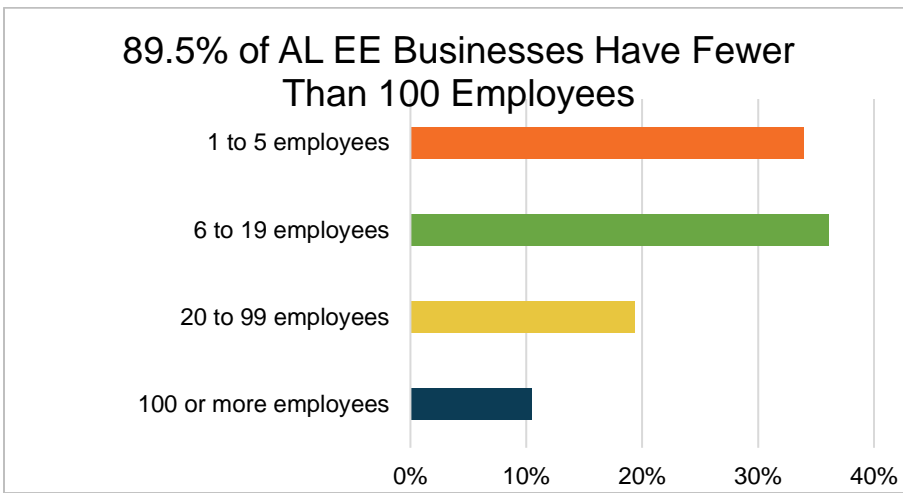
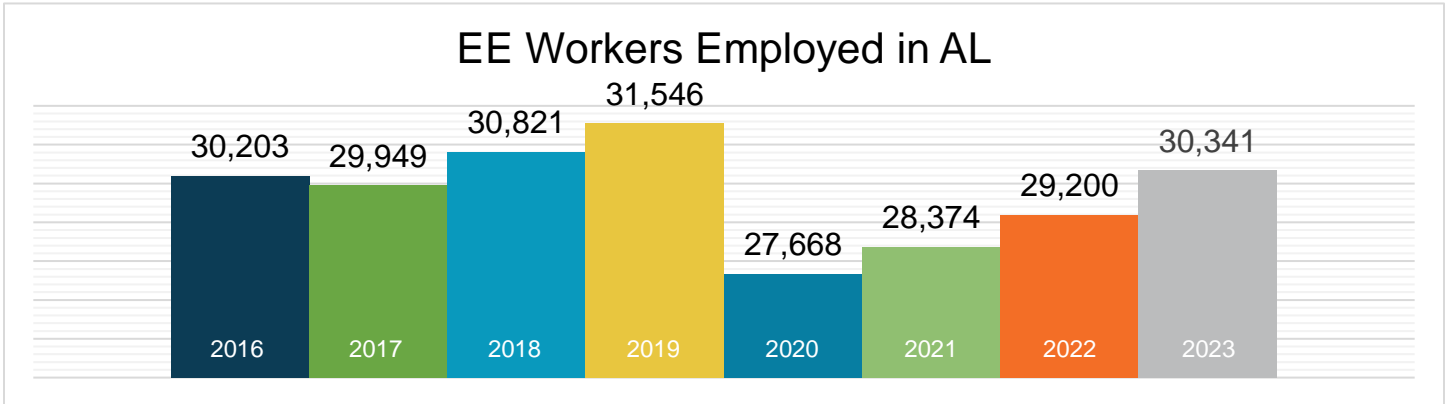
\*Includes other energy subsectors such as corn ethanol, woody biomass, large hydropower, and others.

Presented by:



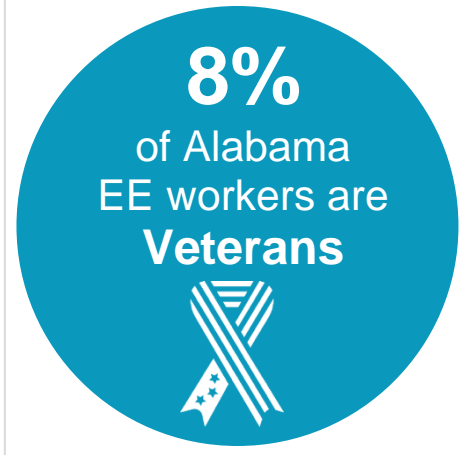
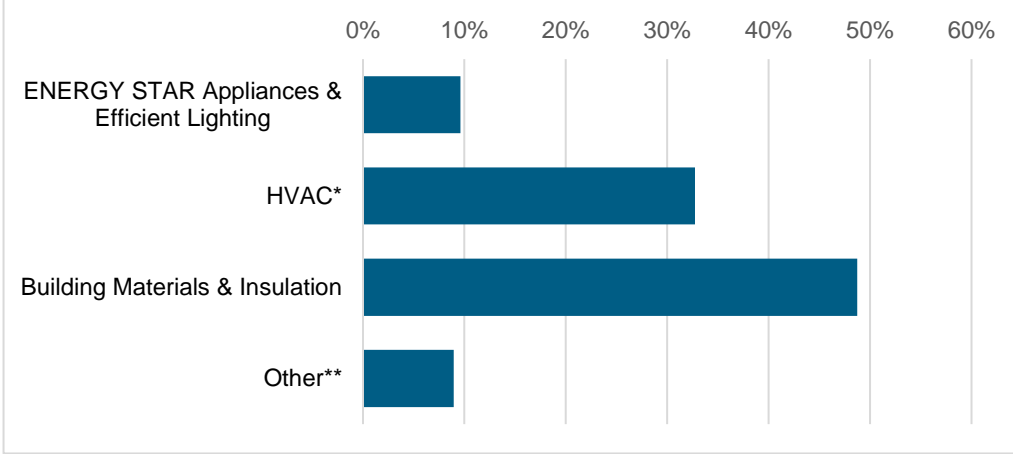
**E4** THE FUTURE

# What does EE look like in Alabama?



\*Professional services include finance/accounting, architecture, engineering, R&D, etc. and other includes maintenance, and business, and nonprofit organizations.

### What energy efficiency sectors employ the most workers?

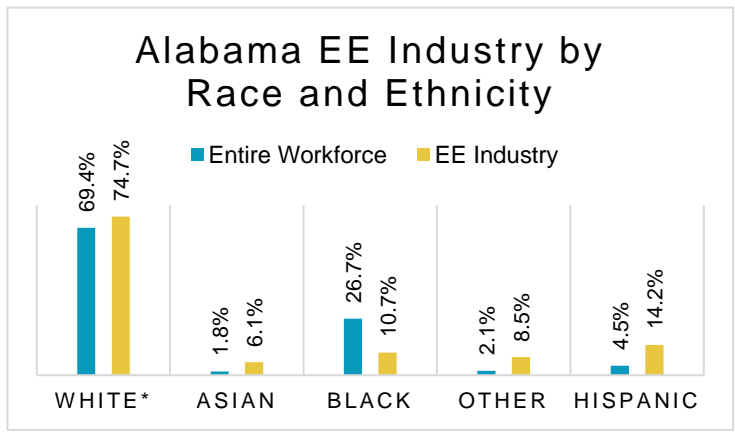


\*Heating, ventilation, air conditioning of higher than standard efficiency/renewable heating & cooling  
\*\*Other such as energy audits, building certifications, and software services

## How is EE doing on diversity in Alabama?

Demographic data is critical to measure progress in expanding the diversity of the EE industry. A more inclusive industry that reflects the communities it serves is a stronger one that better meets the needs of all U.S. residents. Promoting diversity in hiring is key to maintaining a future workforce of qualified professionals and ensuring all Alabama communities are represented in the EE sector.

The EE industry needs to do more to prioritize minorities and women for training and support that enables access to employment at Alabama businesses.



\*Includes non-Hispanic and Hispanic whites.

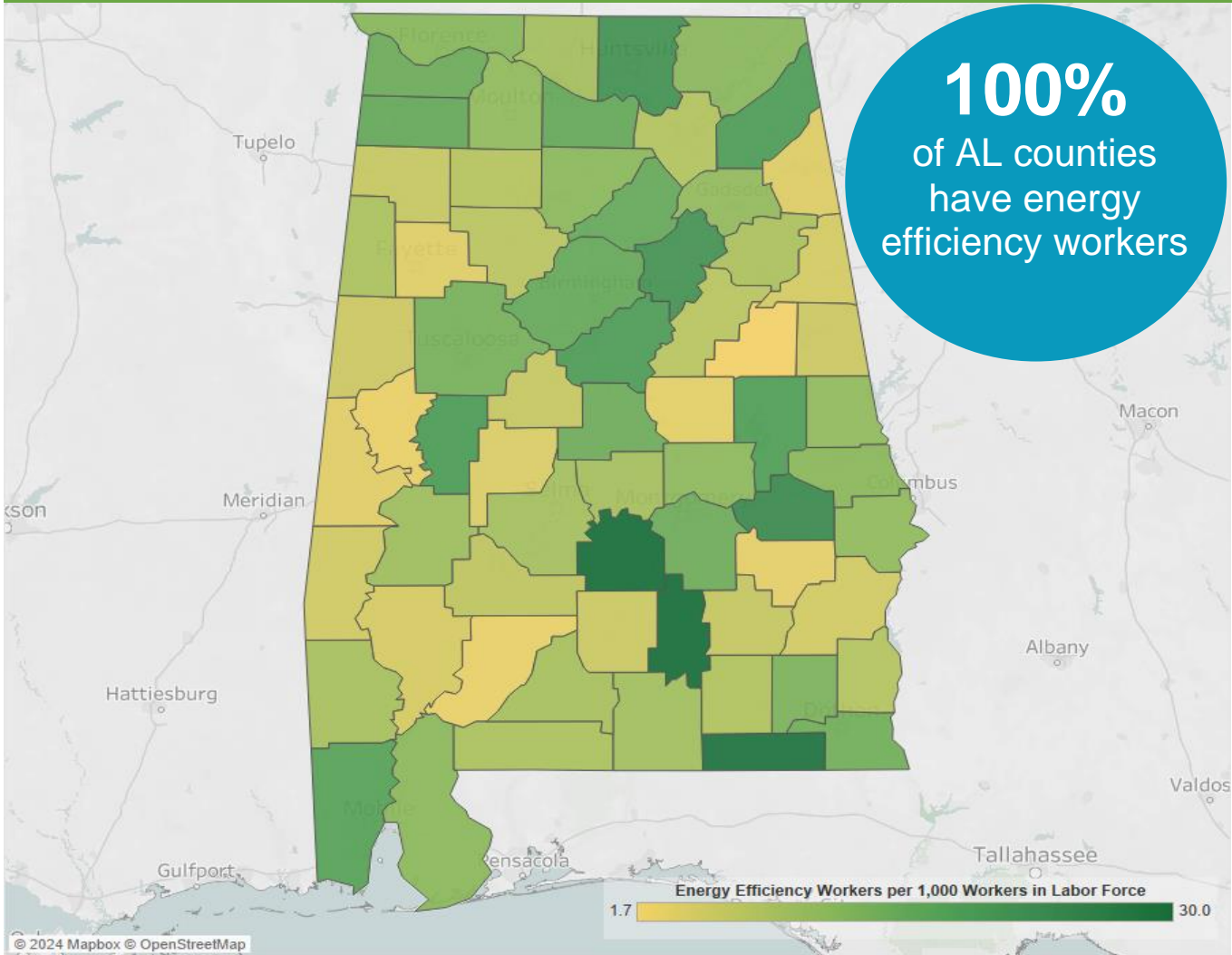


Note: The U.S. Bureau of Labor Statistics (BLS) only includes two genders in their survey. Non-binary gender data is missing from this document due to this limitation.



# Energy Efficiency Jobs are Everywhere

## EE Jobs by County



The energy efficiency job concentration displayed above is capped at thirty jobs per thousand in order to maintain observable differences between the majority of counties within the state. This is done to eliminate the influence outliers have on overall color gradient. For a full list of energy efficiency jobs by county, please visit the Department of Energy's (DOE) United States Energy and Employment Report (USEER) County-Level data site at <https://www.energy.gov/media/330956>.

Congressional		Metropolitan Areas			
District	Jobs	Area	Jobs	Area	Jobs
1	5,310	Anniston-oxford	362	Gadsden	360
2	4,624	Auburn-Opelika	790	Huntsville	5,294
3	3,474	Birmingham-Hoover	8,255	Mobile	3,026
4	3,535	Columbus	157	Montgomery	2,410
5	4,476	Decatur	883	Tuscaloosa	1,432
6	6,375	Dothan	922	Rural	5,715
7	2,548	Florence-Muscle Shoals	734		

## State Senate

District	Jobs		District	Jobs		District	Jobs		District	Jobs
1	1,606		11	1,603		21	916		31	103
2	736		12	546		22	1,349		32	800
3	1,106		13	1,064		23	454		33	2,203
4	893		14	956		24	173		34	704
5	726		15	2,849		25	2,262		35	351
6	397		16	173		26	65			
7	1,117		17	539		27	275			
8	530		18	2,564		28	1,147			
9	452		19	108		29	556			
10	664		20	<10		30	348			

## State House of Representatives

District	Jobs		District	Jobs		District	Jobs		District	Jobs
1	561		28	515		55	115		82	93
2	294		29	99		56	184		83	10
3	436		30	246		57	13		84	207
4	795		31	429		58	<10		85	840
5	38		32	694		59	<10		86	148
6	1,162		33	82		60	<10		87	168
7	75		34	69		61	751		88	<10
8	<10		35	21		62	290		89	288
9	387		36	77		63	<10		90	134
10	296		37	234		64	1,037		91	20
11	550		38	498		65	320		92	150
12	34		39	75		66	230		93	<10
13	309		40	<10		67	241		94	237
14	66		41	819		68	72		95	233
15	943		42	347		69	349		96	317
16	437		43	1,324		70	<10		97	1,261
17	71		44	655		71	68		98	113
18	68		45	473		72	29		99	423
19	230		46	763		73	<10		100	327
20	1,042		47	<10		74	1,071		101	341
21	36		48	<10		75	13		102	<10
22	176		49	83		76	655		103	391
23	123		50	68		77	68		104	46
24	243		51	111		78	<10		105	36
25	<10		52	697		79	355			
26	92		53	<10		80	33			
27	20		54	1,647		81	68			





The Building Performance Association (BPA) is a 501(c) 6 nonprofit industry association that serves as the hub for businesses, nonprofits, and government agencies working to make America's homes more comfortable, healthy, and energy efficient. Our mission is to transform the market for the home performance industry through advocacy, education, professional development, and networking. Visit [www.building-performance.org](http://www.building-performance.org).



E4TheFuture is dedicated to bringing clean, efficient energy home for every American and promotes energy solutions to advance climate protection and economic fairness. Visit [www.E4TheFuture.org](http://www.E4TheFuture.org).



BW Research Partnership is a full-service, economic and workforce research consulting firm with offices in Carlsbad, California and Wrentham, Massachusetts. It is the nation's leading provider of accurate, comprehensive energy and clean energy research studies. Visit [www.bwresearch.com](http://www.bwresearch.com).

Data Source: Unless otherwise stated, all data are from the U.S. Energy and Employment Report, August 2024, by the U.S. Department of Energy (see Appendix B for methodology details). This methodology — adopted by the U.S. Dept. of Energy for its 2017 U.S. Energy and Employment Report, approved by the Office of Management and Budget and grounded on data collected by the Bureau of Labor Statistics — provides the broadly accepted best accounting of all U.S. energy workers.

For questions on BPA analyses please email: [communications@building-performance.org](mailto:communications@building-performance.org)

