

Minnesota

Energy Efficiency Jobs in America

44,511
Total Jobs

What are EE jobs?

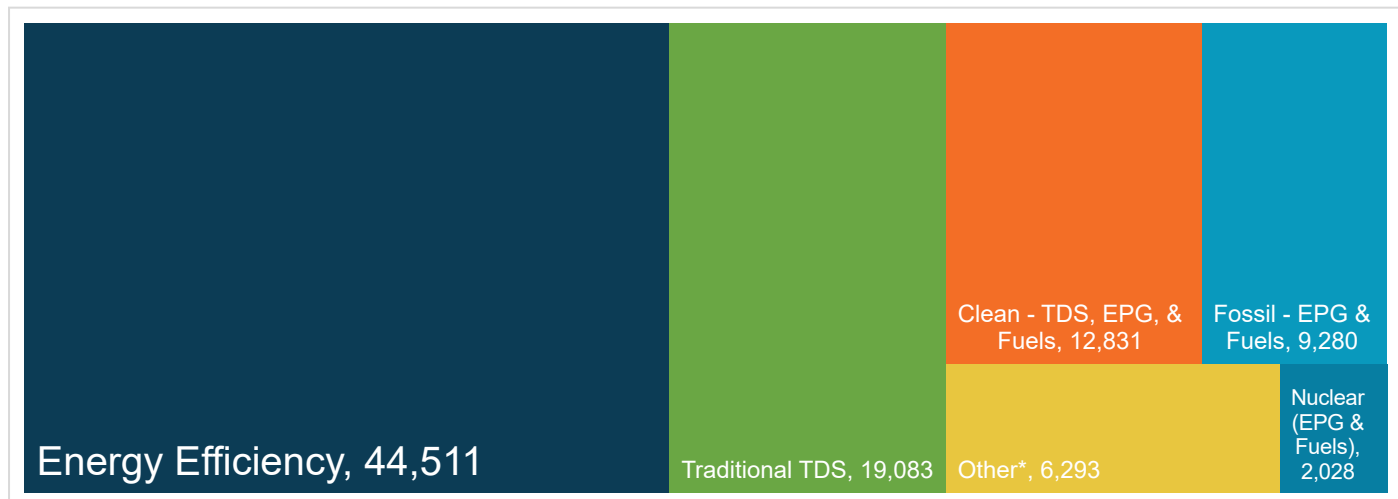
Jobs that deliver goods and services that lower energy use by improving energy efficiency with a focus on appliances, buildings, data systems, financing, new technologies, and more.

What do EE workers do?

- **Manufacture and install** high-efficiency systems, controls, windows, insulation, and ENERGY STAR-certified appliances and products in existing and new homes, commercial and industrial buildings.
- **Design and construct** high-performance buildings such as those earning nationally recognized sustainability and environmental performance ratings.
- **Upgrade and repair** heating, air conditioning, and ventilation (HVAC) and water heating equipment.
- **Educate** property owners and managers on building improvements to unlock savings for businesses, homeowners, schools, states, municipalities, military bases, and more.
- **Analyze building data** using software to maximize energy savings through targeted performance improvements and behavioral changes.
- **Review and approve loans** to finance energy savings performance contracts to improve the comfort, health, and operational costs of buildings.

How does EE compare in Minnesota?

Energy efficiency is the largest energy sector in Minnesota.



TDS = Transmission, Distribution & Storage

EPG = Electric Power Generation

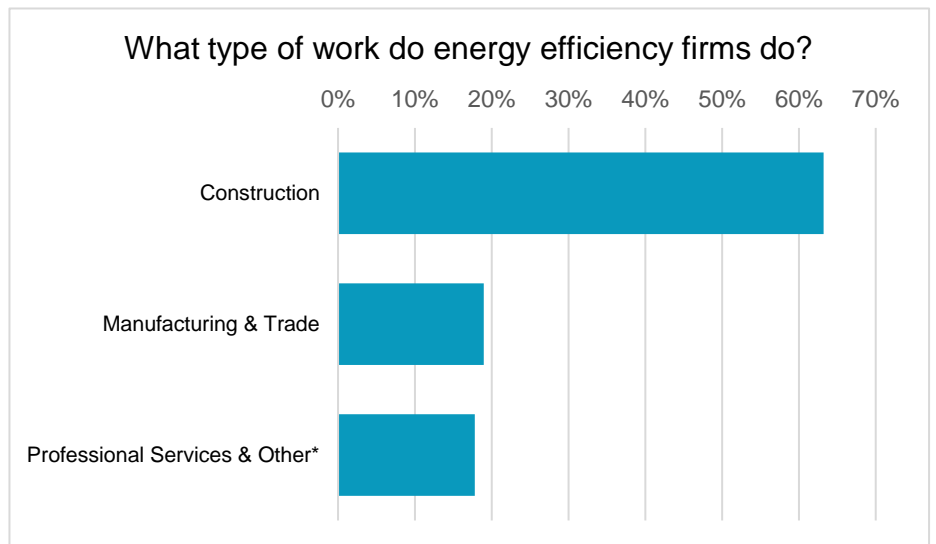
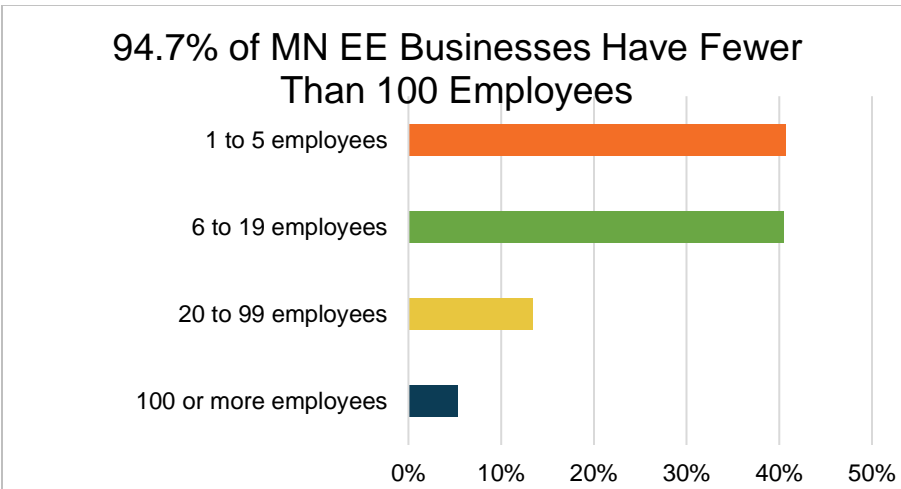
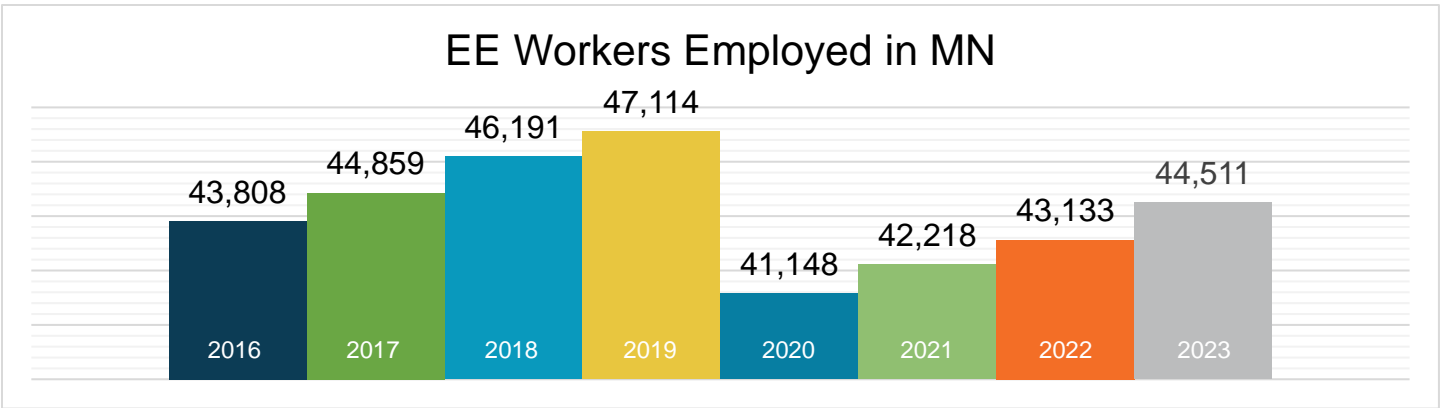
*Includes other energy subsectors such as corn ethanol, woody biomass, large hydropower, and others.

Presented by:



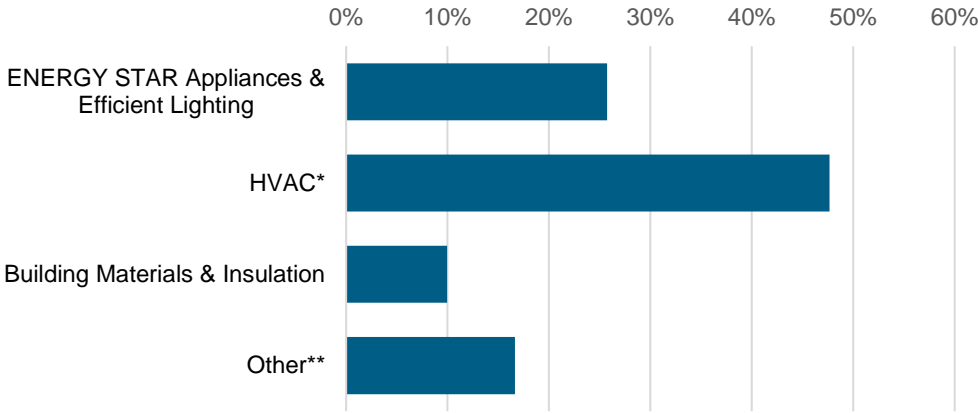
E4 THE FUTURE

What does EE look like in Minnesota?



*Professional services include finance/accounting, architecture, engineering, R&D, etc. and other includes maintenance, and business, and nonprofit organizations.

What energy efficiency sectors employ the most workers?



*Heating, ventilation, air conditioning of higher than standard efficiency/renewable heating & cooling
 **Other such as energy audits, building certifications, and software services

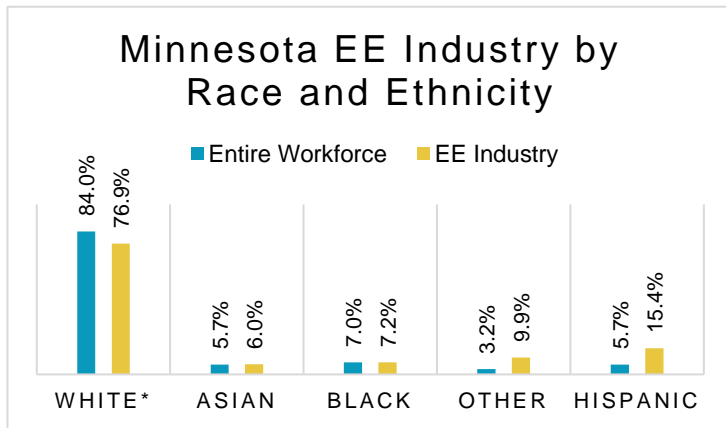


How is EE doing on diversity in Minnesota?

Demographic data is critical to measure progress in expanding the diversity of the EE industry. A more inclusive industry that reflects the communities it serves is a stronger one that better meets the needs of all U.S. residents. Promoting diversity in hiring is key to maintaining a future workforce of qualified professionals and ensuring all Minnesota communities are represented in the EE sector.

The EE industry needs to do more to prioritize minorities and women for training and support that enables access to employment at Minnesota businesses.

Minnesota EE Industry by Race and Ethnicity



*Includes non-Hispanic and Hispanic whites.

Gender in the Minnesota EE Workforce

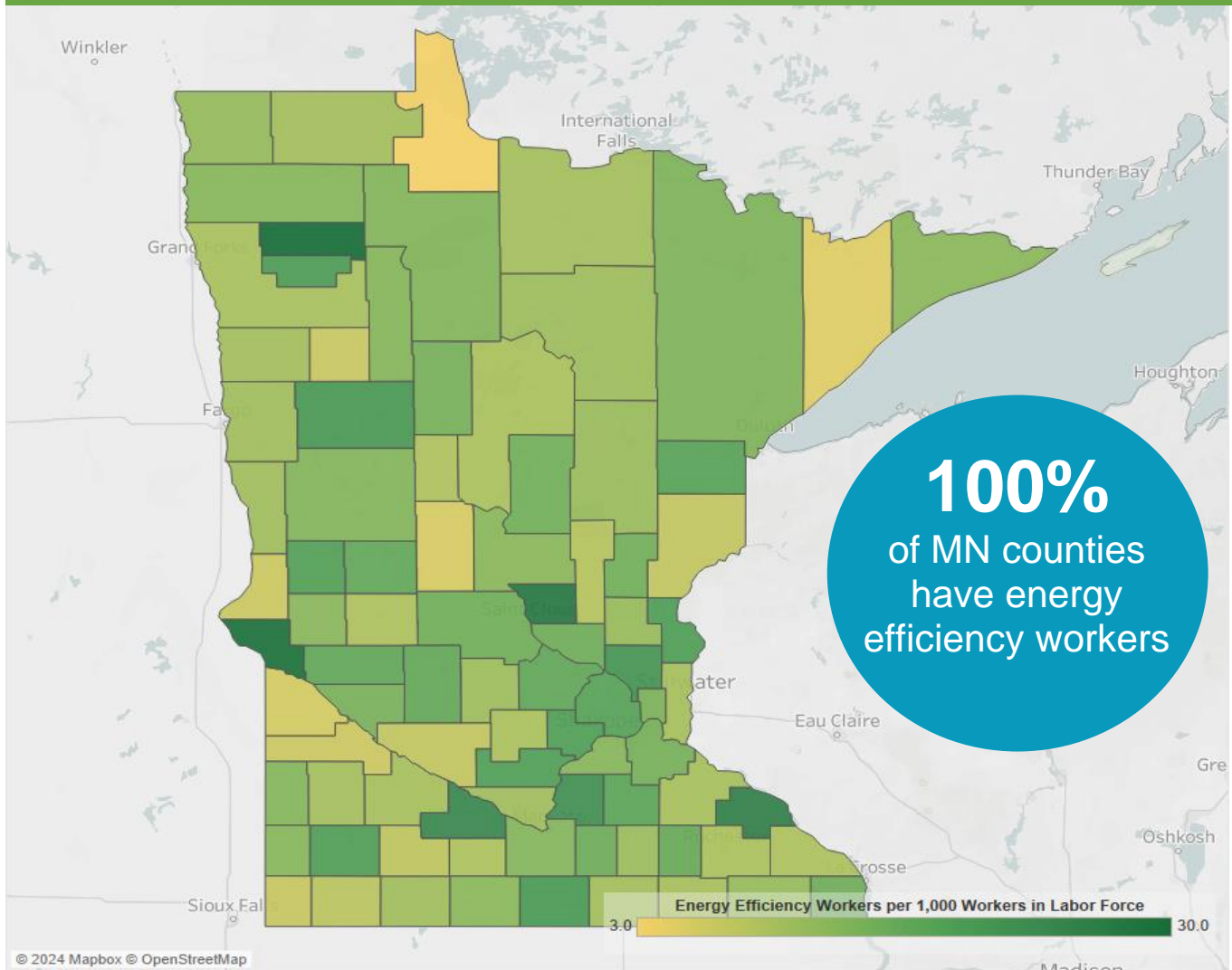


Note: The U.S. Bureau of Labor Statistics (BLS) only includes two genders in their survey. Non-binary gender data is missing from this document due to this limitation.



Energy Efficiency Jobs are Everywhere

EE Jobs by County



The energy efficiency job concentration displayed above is capped at thirty jobs per thousand in order to maintain observable differences between the majority of counties within the state. This is done to eliminate the influence outliers have on overall color gradient. For a full list of energy efficiency jobs by county, please visit the Department of Energy's (DOE) United States Energy and Employment Report (USEER) County-Level data site at <https://www.energy.gov/media/330956>.

Congressional				Metropolitan Areas			
District	Jobs	District	Jobs	Area	Jobs	Area	Jobs
1	5,733	6	4,470	Duluth	1,530	Minneapolis-St. Paul-Bloomington	30,979
2	3,369	7	5,486	Fargo	205	Rochester	1,311
3	10,189	8	3,628	Grand Forks	118	St. Cloud	1,785
4	5,465			La Crosse-Onalaska	79	Rural	7,811
5	6,171			Mankato-North Mankato	693		

State Senate

District	Jobs	District	Jobs	District	Jobs	District	Jobs
1	565	18	490	35	126	52	480
2	868	19	585	36	518	53	188
3	802	20	1,114	37	655	54	124
4	403	21	1,091	38	618	55	432
5	513	22	771	39	605	56	104
6	396	23	772	40	2,969	57	412
7	369	24	380	41	732	58	<10
8	936	25	604	42	738	59	2,188
9	773	26	350	43	176	60	530
10	294	27	483	44	1,927	61	361
11	345	28	288	45	247	62	91
12	1,440	29	606	46	575	63	14
13	1,219	30	1,486	47	306	64	1,410
14	<10	31	1,063	48	759	65	639
15	760	32	239	49	1,756	66	<10
16	1,011	33	1,400	50	433	67	<10
17	844	34	357	51	759		

State House of Representatives

District	Jobs	District	Jobs	District	Jobs	District	Jobs
01A	286	18A	188	36A	225	53A	155
01B	273	18B	298	36B	291	53B	32
02A	412	19A	581	37A	529	54A	110
02B	455	20A	658	37B	122	54B	13
03A	382	20B	451	38A	491	55A	430
03B	416	21A	476	38B	124	55B	<10
04A	219	21B	613	39A	290	56A	<10
04B	175	22A	440	39B	314	56B	103
05A	186	22B	325	40A	329	57A	409
05B	324	23A	476	40B	2,021	58B	<10
06A	315	23B	291	41A	579	59A	13
06B	79	24A	275	41B	148	59B	2,169
07A	314	24B	103	42A	<10	60A	347
07B	52	25A	613	42B	774	60B	188
08A	357	26A	200	43A	104	61A	164
08B	600	26B	148	43B	71	61B	219
09A	535	27A	324	44A	771	62A	90
09B	232	27B	113	44B	1,073	62B	<10
10A	129	28A	97	45A	194	63A	<10
10B	163	28B	188	45B	52	63B	13
11A	84	29A	380	46A	448	64A	1,288
11B	258	29B	271	46B	144	64B	90
12A	492	30A	<10	47A	305	65A	78
12B	1,104	30B	1,482	47B	<10	65B	563
13A	824	31A	583	48A	803	66A	<10
13B	401	31B	474	48B	<10	66B	<10
14A	<10	32A	115	49A	985	67A	<10
14B	<10	32B	122	49B	697	67B	<10
15A	379	33A	1,754	50A	464		
15B	376	33B	163	50B	<10		
16A	396	34A	322	51A	753		
16B	608	34B	32	51B	<10		
17A	511	35A	<10	52A	355		
17B	328	35B	125	52B	140		





The Building Performance Association (BPA) is a 501(c) 6 nonprofit industry association that serves as the hub for businesses, nonprofits, and government agencies working to make America's homes more comfortable, healthy, and energy efficient. Our mission is to transform the market for the home performance industry through advocacy, education, professional development, and networking. Visit www.building-performance.org



E4TheFuture is dedicated to bringing clean, efficient energy home for every American and promotes energy solutions to advance climate protection and economic fairness. Visit www.E4TheFuture.org.



BW Research Partnership is a full-service, economic and workforce research consulting firm with offices in Carlsbad, California and Wrentham, Massachusetts. It is the nation's leading provider of accurate, comprehensive energy and clean energy research studies. Visit www.bwresearch.com.

Data Source: Unless otherwise stated, all data are from the U.S. Energy and Employment Report, August 2024, by the U.S. Department of Energy (see Appendix B for methodology details). This methodology — adopted by the U.S. Dept. of Energy for its 2017 U.S. Energy and Employment Report, approved by the Office of Management and Budget and grounded on data collected by the Bureau of Labor Statistics — provides the broadly accepted best accounting of all U.S. energy workers.

For questions on BPA analyses please email: communications@building-performance.org

