

Washington

Energy Efficiency Jobs in America



What are EE jobs?

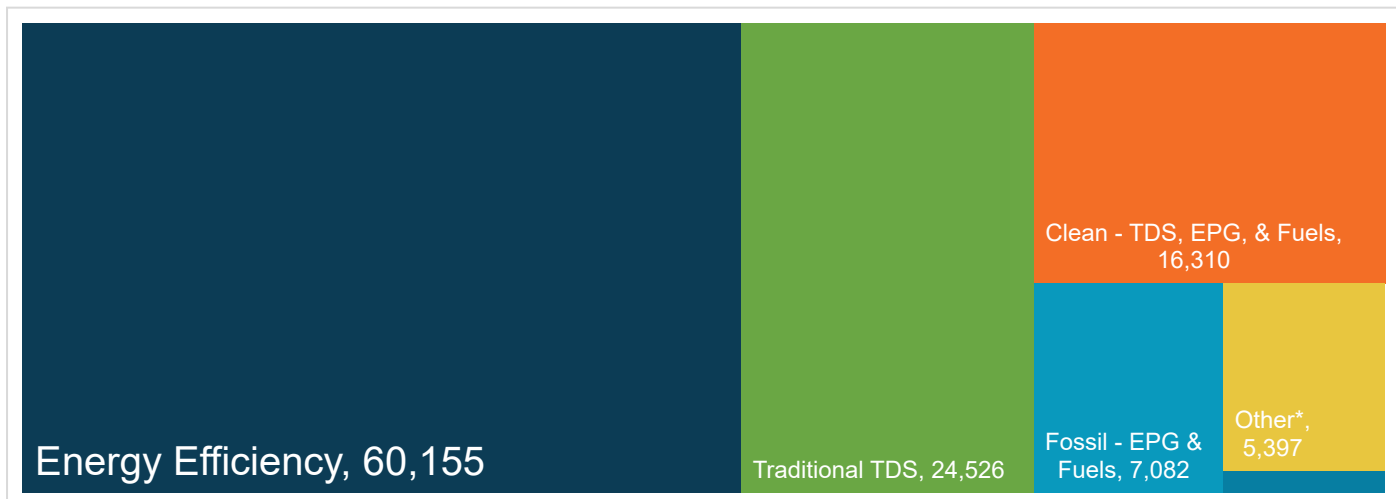
Jobs that deliver goods and services that lower energy use by improving energy efficiency with a focus on appliances, buildings, data systems, financing, new technologies, and more.

What do EE workers do?

- **Manufacture and install** high-efficiency systems, controls, windows, insulation, and ENERGY STAR-certified appliances and products in existing and new homes, commercial and industrial buildings.
- **Design and construct** high-performance buildings such as those earning nationally recognized sustainability and environmental performance ratings.
- **Upgrade and repair** heating, air conditioning, and ventilation (HVAC) and water heating equipment.
- **Educate** property owners and managers on building improvements to unlock savings for businesses, homeowners, schools, states, municipalities, military bases, and more.
- **Analyze building data** using software to maximize energy savings through targeted performance improvements and behavioral changes.
- **Review and approve loans** to finance energy savings performance contracts to improve the comfort, health, and operational costs of buildings.

How does EE compare in Washington?

Energy efficiency is the largest energy sector in Washington.



TDS = Transmission, Distribution & Storage

EPG = Electric Power Generation

Nuclear (EPG & Fuels) = 630

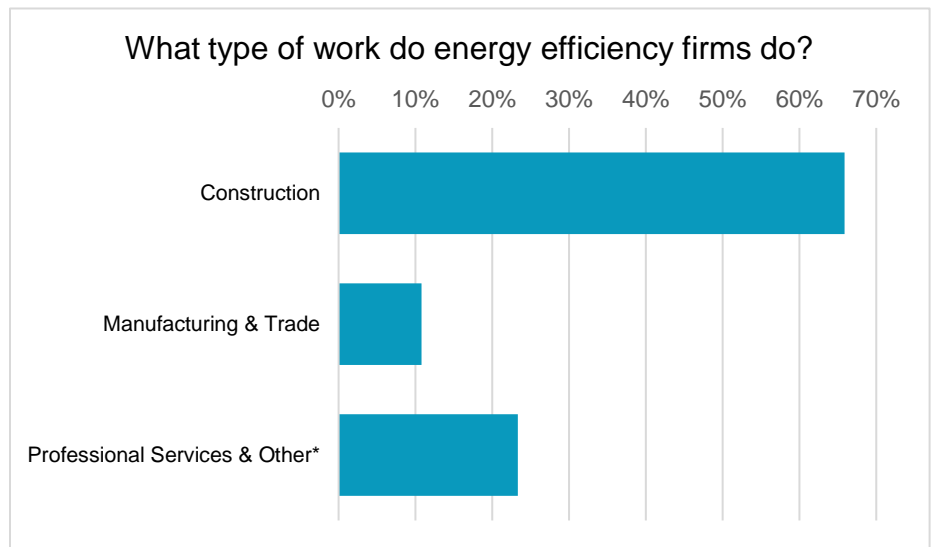
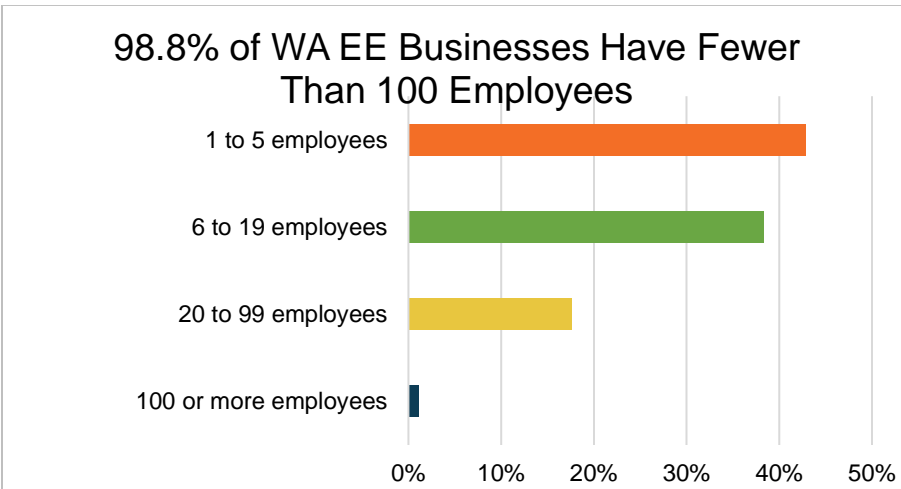
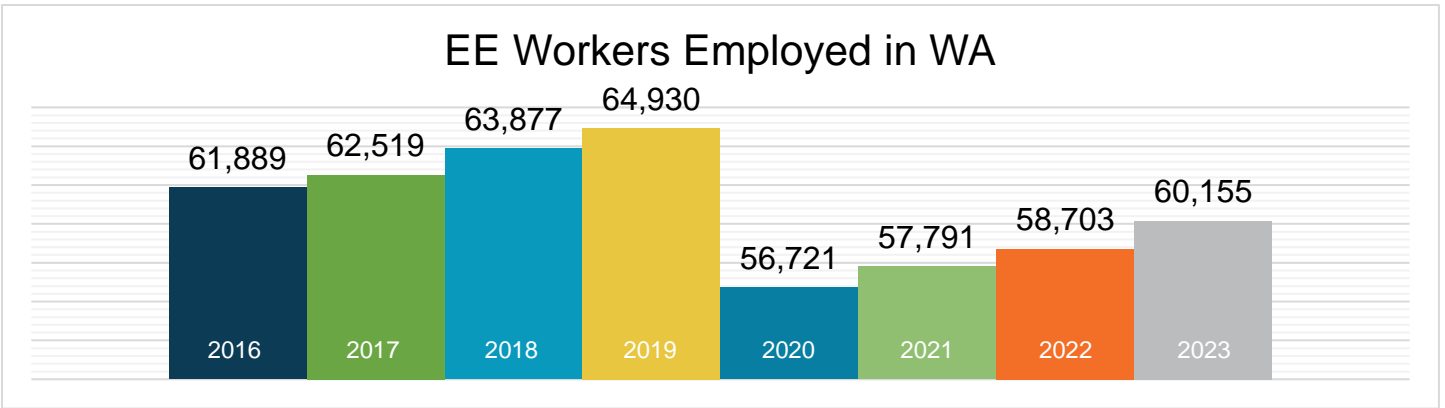
*Includes other energy subsectors such as corn ethanol, woody biomass, large hydropower, and others.

Presented by:



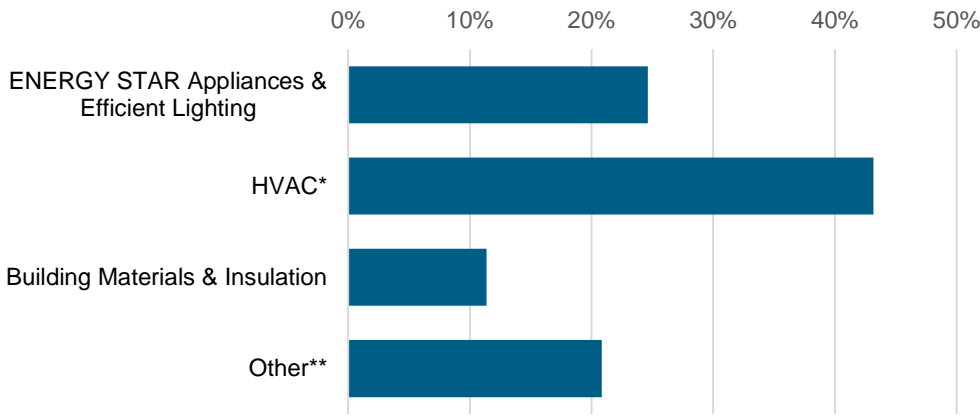
E4 THE
FUTURE

What does EE look like in Washington?

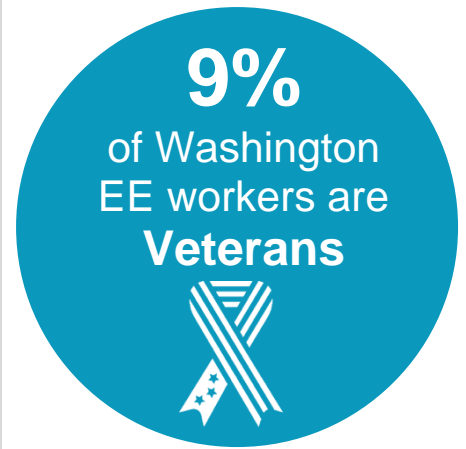


*Professional services include finance/accounting, architecture, engineering, R&D, etc. and other includes maintenance, and business, and nonprofit organizations.

What energy efficiency sectors employ the most workers?



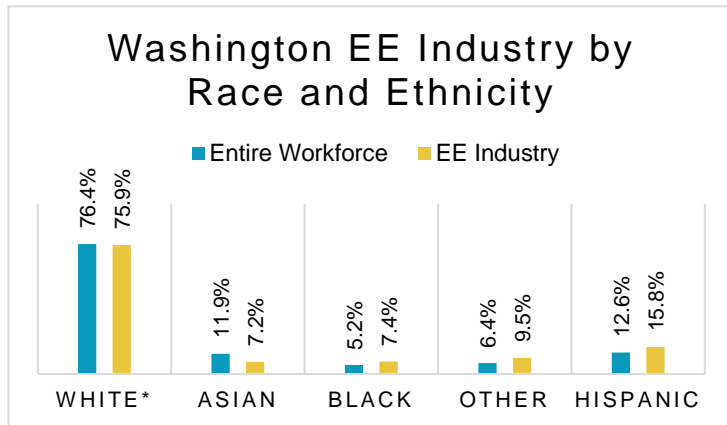
*Heating, ventilation, air conditioning of higher than standard efficiency/renewable heating & cooling
 **Other such as energy audits, building certifications, and software services



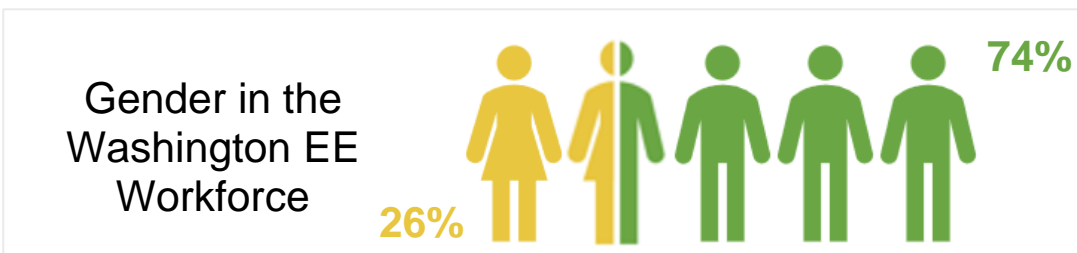
How is EE doing on diversity in Washington?

Demographic data is critical to measure progress in expanding the diversity of the EE industry. A more inclusive industry that reflects the communities it serves is a stronger one that better meets the needs of all U.S. residents. Promoting diversity in hiring is key to maintaining a future workforce of qualified professionals and ensuring all Washington communities are represented in the EE sector.

The EE industry needs to do more to prioritize minorities and women for training and support that enables access to employment at Washington businesses.



*Includes non-Hispanic and Hispanic whites.



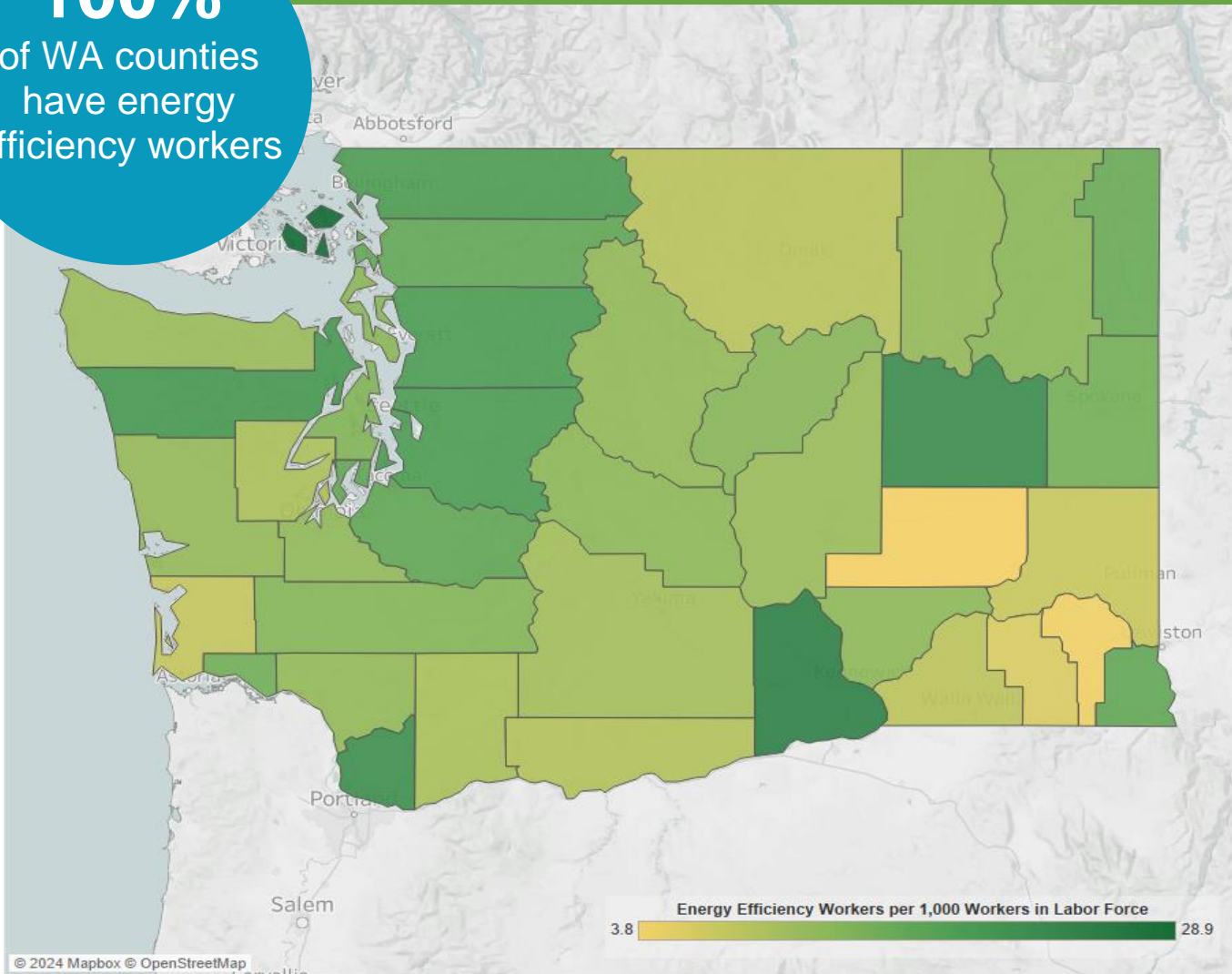
Note: The U.S. Bureau of Labor Statistics (BLS) only includes two genders in their survey. Non-binary gender data is missing from this document due to this limitation.



Energy Efficiency Jobs are Everywhere

100%
of WA counties
have energy
efficiency workers

EE Jobs by County



Congressional				Metropolitan Areas			
District	Jobs	District	Jobs	Area	Jobs	Area	Jobs
1	11,050	8	5,843	Bellingham	1,732	Portland-Vancouver-Hillsboro	3,944
2	4,935	9	2,905	Bremerton-Silverdale	1,265	Seattle-Tacoma-Bellevue	38,450
3	5,616	10	2,520	Kennewick-Richland	2,781	Spokane-Spokane Valley	3,716
4	4,230			Lewiston	114	Wenatchee	664
5	5,276			Longview	485	Yakima	1,167
6	6,518			Mount Vernon-Anacortes	844	Rural	3,452
7	11,262			Olympia-Tumwater	1,539		

State Senate

District	Jobs		District	Jobs		District	Jobs		District	Jobs
1	2,751		14	1,475		27	1,510		40	2,142
2	1,472		15	107		28	775		41	3,215
3	2,830		16	172		29	350		42	659
4	1,027		17	2,134		30	1,335		43	1,147
5	2,225		18	642		31	92		44	<10
6	422		19	1,391		32	640		45	1,385
7	765		20	1,231		33	350		46	263
8	1,266		21	1,334		34	691		47	<10
9	1,018		22	518		35	457		48	<10
10	2,497		23	1,795		36	4,596		49	555
11	3,727		24	927		37	1,942			
12	1,074		25	1,199		38	1,238			
13	937		26	892		39	966			

State House of Representatives

District	Jobs		District	Jobs		District	Jobs		District	Jobs
1	2,750		14	1,495		27	1,511		40	2,128
2	1,472		15	108		28	775		41	3,217
3	2,840		16	173		29	<10		42	661
4	1,031		17	2,168		30	1,334		43	1,161
5	2,227		18	645		31	92		44	<10
6	423		19	1,396		32	640		45	1,386
7	768		20	1,241		33	361		46	264
8	1,271		21	1,334		34	696		47	<10
9	1,021		22	520		35	459		48	<10
10	2,531		23	1,801		36	4,672		49	557
11	3,818		24	930		37	1,949			
12	1,077		25	1,198		38	1,238			
13	939		26	892		39	966			





The Building Performance Association (BPA) is a 501(c) 6 nonprofit industry association that serves as the hub for businesses, nonprofits, and government agencies working to make America's homes more comfortable, healthy, and energy efficient. Our mission is to transform the market for the home performance industry through advocacy, education, professional development, and networking. [Visit www.building-performance.org](http://www.building-performance.org).



E4TheFuture is dedicated to bringing clean, efficient energy home for every American and promotes energy solutions to advance climate protection and economic fairness. Visit www.E4TheFuture.org.



BW Research Partnership is a full-service, economic and workforce research consulting firm with offices in Carlsbad, California and Wrentham, Massachusetts. It is the nation's leading provider of accurate, comprehensive energy and clean energy research studies. Visit www.bwresearch.com.

Data Source: Unless otherwise stated, all data are from the U.S. Energy and Employment Report, August 2024, by the U.S. Department of Energy (see Appendix B for methodology details). This methodology — adopted by the U.S. Dept. of Energy for its 2017 U.S. Energy and Employment Report, approved by the Office of Management and Budget and grounded on data collected by the Bureau of Labor Statistics — provides the broadly accepted best accounting of all U.S. energy workers.

For questions on BPA analyses please email: communications@building-performance.org

