

Connecticut

Energy Efficiency Jobs in America

35,250
Total Jobs

What are EE jobs?

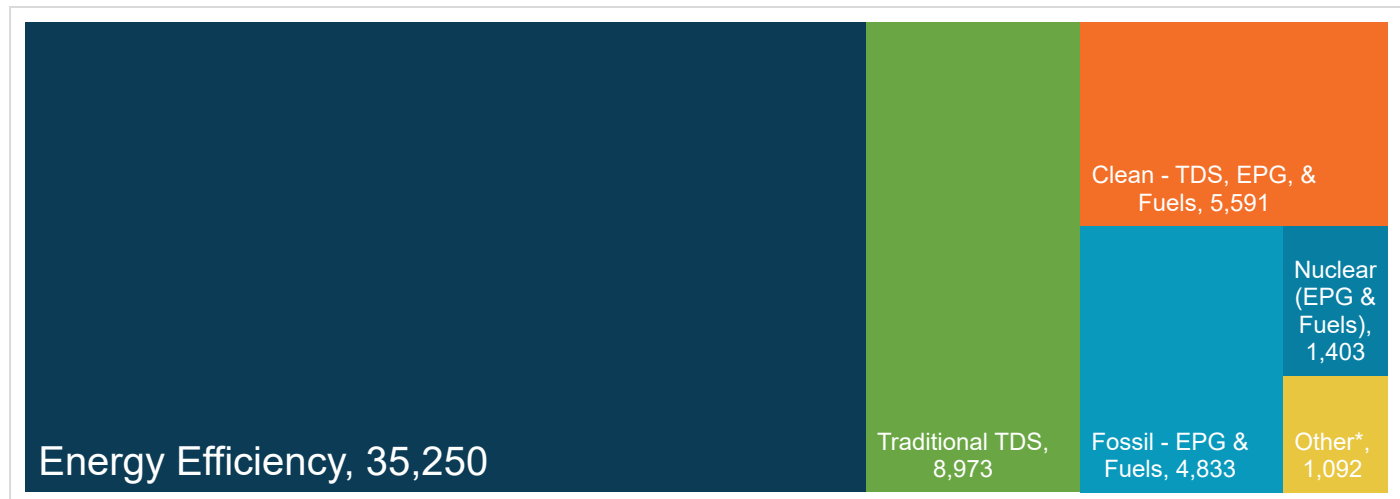
Jobs that deliver goods and services that lower energy use by improving energy efficiency with a focus on appliances, buildings, data systems, financing, new technologies, and more.

What do EE workers do?

- **Manufacture and install** high-efficiency systems, controls, windows, insulation, and ENERGY STAR-certified appliances and products in existing and new homes, commercial and industrial buildings.
- **Design and construct** high-performance buildings such as those earning nationally recognized sustainability and environmental performance ratings.
- **Upgrade and repair** heating, air conditioning, and ventilation (HVAC) and water heating equipment.
- **Educate** property owners and managers on building improvements to unlock savings for businesses, homeowners, schools, states, municipalities, military bases, and more.
- **Analyze building data** using software to maximize energy savings through targeted performance improvements and behavioral changes.
- **Review and approve loans** to finance energy savings performance contracts to improve the comfort, health, and operational costs of buildings.

How does EE compare in Connecticut?

Energy efficiency is the largest energy sector in Connecticut.



TDS = Transmission, Distribution & Storage

EPG = Electric Power Generation

*Includes other energy subsectors such as corn ethanol, woody biomass, large hydropower, and others.

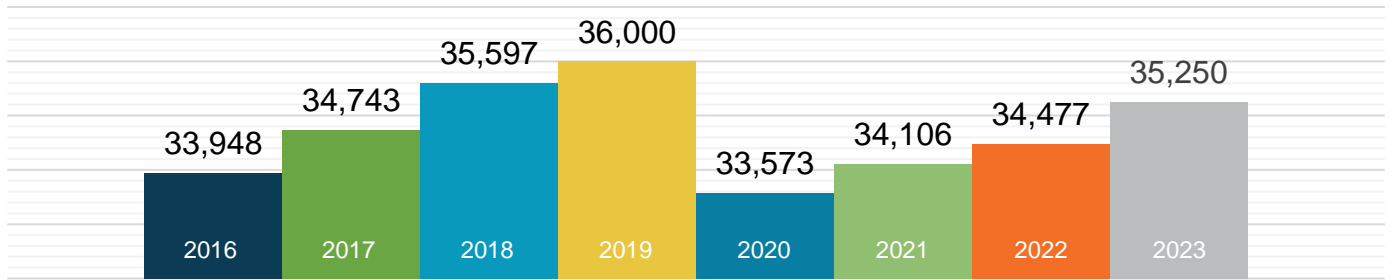
Presented by:



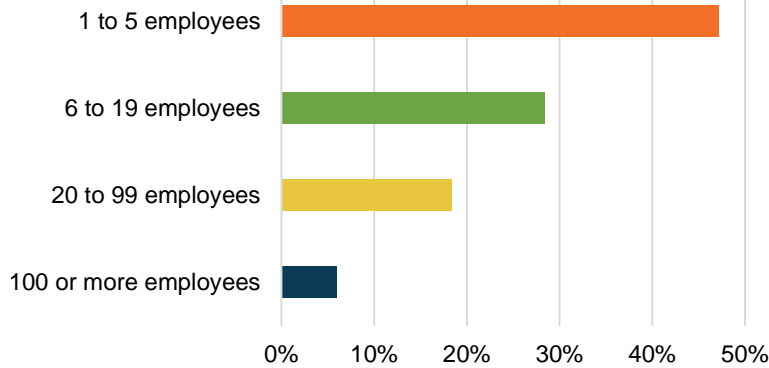
E4 THE FUTURE

What does EE look like in Connecticut?

EE Workers Employed in CT



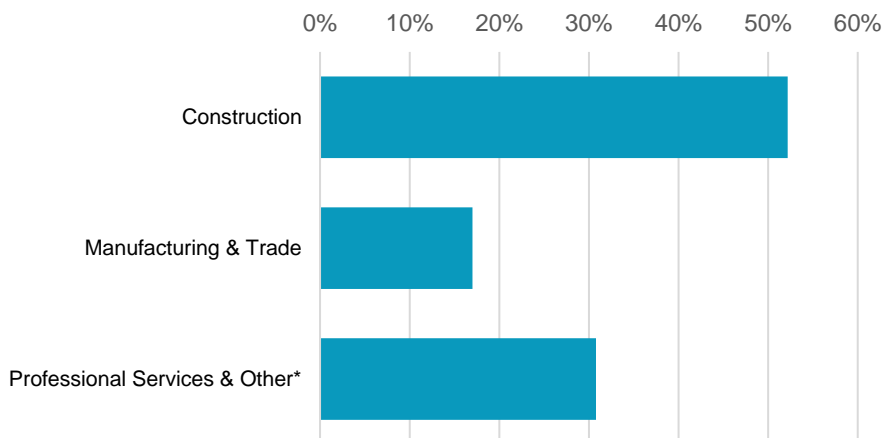
94% of CT EE Businesses Have Fewer Than 100 Employees



EE construction workers comprise **30%** of Connecticut's construction workforce



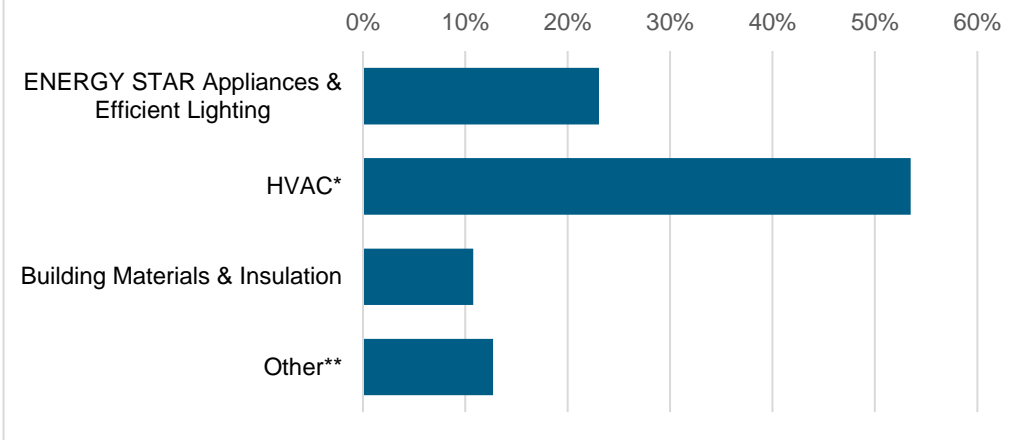
What type of work do energy efficiency firms do?



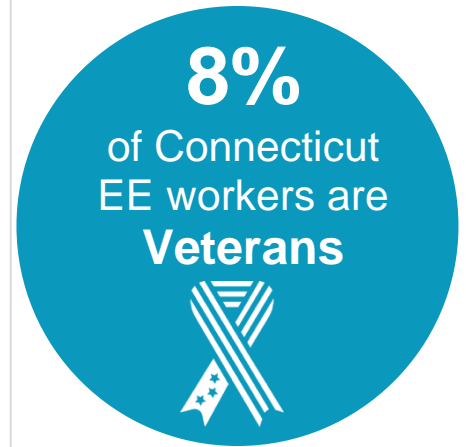
*Professional services include finance/accounting, architecture, engineering, R&D, etc. and other includes maintenance, and business, and nonprofit organizations.



What energy efficiency sectors employ the most workers?



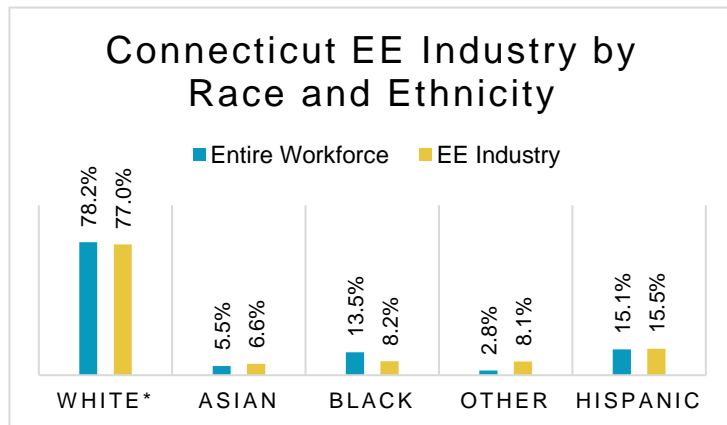
*Heating, ventilation, air conditioning of higher than standard efficiency/renewable heating & cooling
 **Other such as energy audits, building certifications, and software services



How is EE doing on diversity in Connecticut?

Demographic data is critical to measure progress in expanding the diversity of the EE industry. A more inclusive industry that reflects the communities it serves is a stronger one that better meets the needs of all U.S. residents. Promoting diversity in hiring is key to maintaining a future workforce of qualified professionals and ensuring all Connecticut communities are represented in the EE sector.

The EE industry needs to do more to prioritize minorities and women for training and support that enables access to employment at Connecticut businesses.



*Includes non-Hispanic and Hispanic whites.

Gender in the Connecticut EE Workforce

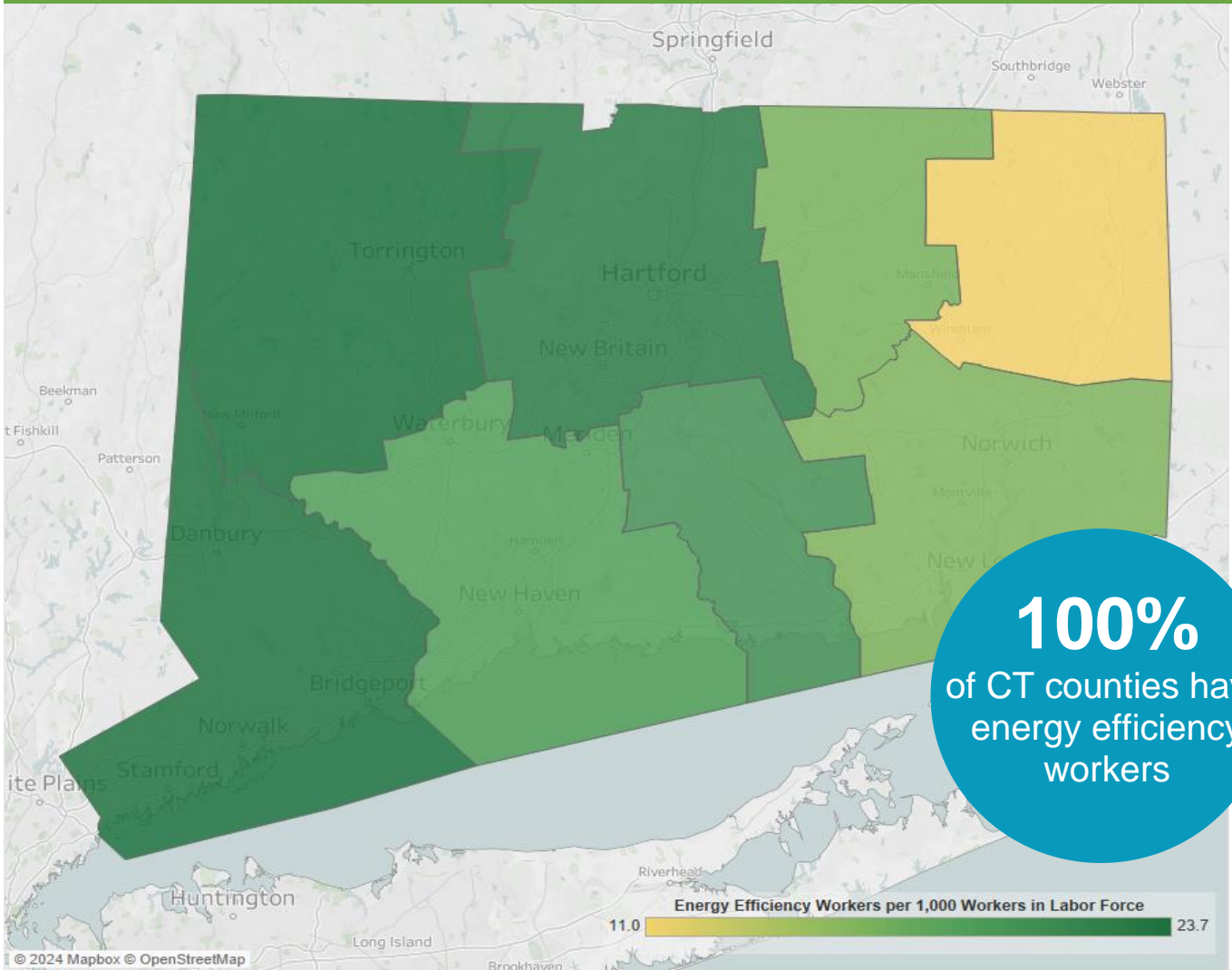


Note: The U.S. Bureau of Labor Statistics (BLS) only includes two genders in their survey. Non-binary gender data is missing from this document due to this limitation.



Energy Efficiency Jobs are Everywhere

EE Jobs by County



Congressional		Metropolitan Areas	
District	Jobs	Area	Jobs
1	9,208	Bridgeport-Stamford-Norwalk	9,841
2	5,053	Hartford-West Hartford-East Hartford	13,470
3	6,865	New Haven-Milford	7,108
4	8,944	Norwich-New London	1,928
5	5,180	Rural	2,903

State Senate

District	Jobs	District	Jobs	District	Jobs	District	Jobs
1	1,926	11	1,140	21	1,555	31	721
2	773	12	1,055	22	631	32	752
3	1,312	13	1,090	23	79	33	950
4	975	14	935	24	1,797	34	<10
5	1,089	15	920	25	2,128	35	346
6	462	16	564	26	1,317	36	1,256
7	733	17	253	27	2,297		
8	1,093	18	811	28	1,136		
9	1,426	19	655	29	448		
10	1,127	20	1,011	30	483		

State House of Representatives

District	Jobs	District	Jobs	District	Jobs	District	Jobs	District	Jobs
1	200	32	259	63	546	94	<10	125	613
2	1,562	33	591	64	238	95	133	126	161
3	496	34	272	65	<10	96	<10	127	<10
4	992	35	196	66	428	97	100	128	170
5	200	36	396	67	266	98	426	129	<10
6	<10	37	115	68	182	99	<10	130	<10
7	61	38	478	69	258	100	<10	131	156
8	358	39	<10	70	192	101	203	132	758
9	953	40	342	71	122	102	<10	133	<10
10	<10	41	<10	72	293	103	<10	134	717
11	458	42	227	73	146	104	171	135	131
12	<10	43	116	74	<10	105	133	136	<10
13	463	44	167	75	<10	106	90	137	1,045
14	<10	45	38	76	84	107	251	138	<10
15	478	46	280	77	384	108	86	139	24
16	426	47	203	78	78	109	<10	140	<10
17	176	48	110	79	<10	110	<10	141	360
18	419	49	27	80	94	111	500	142	<10
19	348	50	211	81	89	112	209	143	<10
20	<10	51	111	82	263	113	439	144	1,601
21	78	52	108	83	<10	114	268	145	661
22	233	53	16	84	<10	115	196	146	<10
23	427	54	<10	85	1,036	116	<10	147	<10
24	438	55	157	86	358	117	552	148	<10
25	<10	56	<10	87	<10	118	146	149	1,031
26	<10	57	265	88	422	119	<10	150	200
27	<10	58	245	89	449	120	420	151	<10
28	194	59	<10	90	<10	121	62		
29	502	60	103	91	<10	122	289		
30	505	61	236	92	559	123	<10		
31	33	62	208	93	353	124	401		





The Building Performance Association (BPA) is a 501(c) 6 nonprofit industry association that serves as the hub for businesses, nonprofits, and government agencies working to make America's homes more comfortable, healthy, and energy efficient. Our mission is to transform the market for the home performance industry through advocacy, education, professional development, and networking. Visit www.building-performance.org.



E4TheFuture is dedicated to bringing clean, efficient energy home for every American and promotes energy solutions to advance climate protection and economic fairness. Visit www.E4TheFuture.org.



BW Research Partnership is a full-service, economic and workforce research consulting firm with offices in Carlsbad, California and Wrentham, Massachusetts. It is the nation's leading provider of accurate, comprehensive energy and clean energy research studies. Visit www.bwresearch.com.

Data Source: Unless otherwise stated, all data are from the U.S. Energy and Employment Report, August 2024, by the U.S. Department of Energy (see Appendix B for methodology details). This methodology — adopted by the U.S. Dept. of Energy for its 2017 U.S. Energy and Employment Report, approved by the Office of Management and Budget and grounded on data collected by the Bureau of Labor Statistics — provides the broadly accepted best accounting of all U.S. energy workers.

For questions on BPA analyses please email: communications@building-performance.org

